



Search for LFV $\tau \rightarrow \ell \alpha$ process in 1x1-prong topology using a novel technique at Belle II

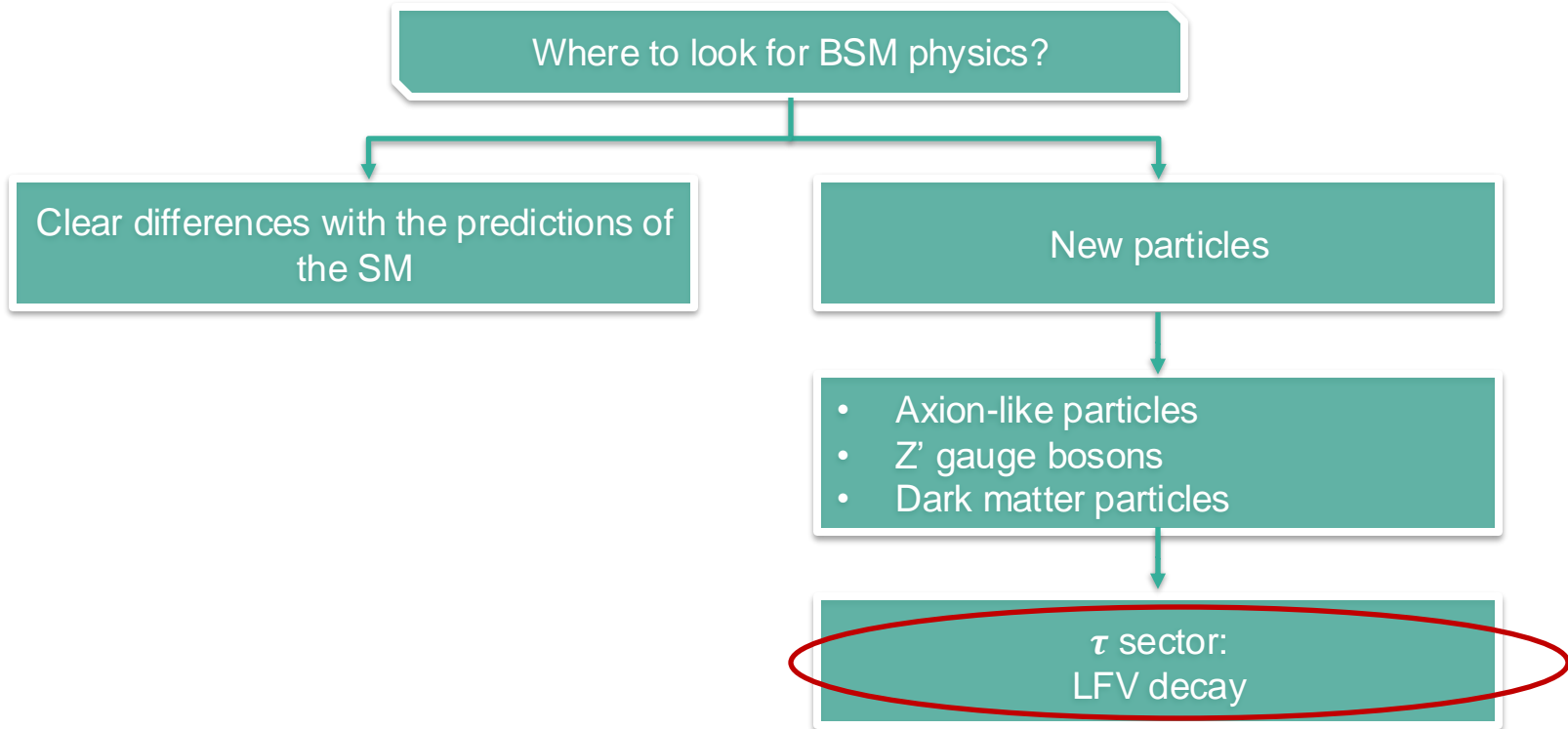
Johan A. Colorado Caicedo and Eduard De La Cruz Burelo
Cinvestav

Michel H. Villanueva
Brookhaven National Laboratory

Overview

- Motivation
- State-of-the-art
- Search strategy
- Sensitivity study
- Data/MC – control channel

Motivation



Motivation

- New invisible NPGB
- Could potentially solve several discrepancies in the SM
 - Mass structure of charged leptons
 - Neutrino oscillations
 - Strong CP problem
- DM candidate

State-of-the-art

Channel	Belle II (3x1 topology) UL (x10 ⁻⁴)
Electron	(1.96 – 17.4)
Muon	(1.21 – 21.2)

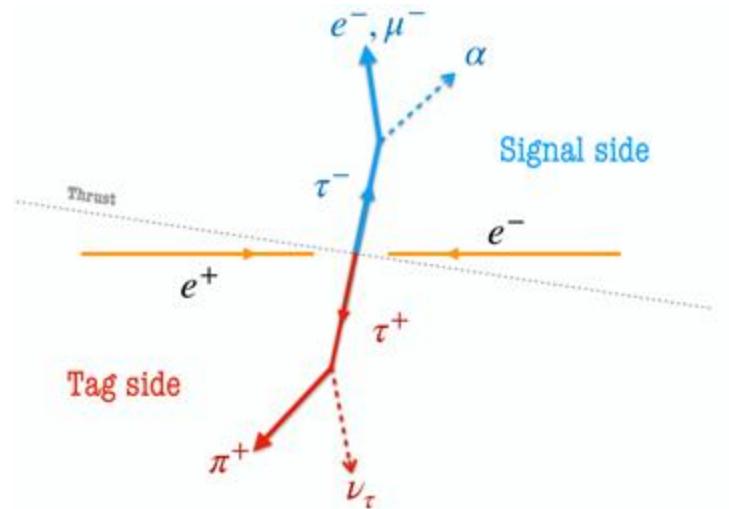
Phys. Rev. Lett. 130, 181803-Belle II

The standard model of particle physics successfully describes the electromagnetic, weak, and strong interactions and classifies all known elementary particles. However, phenomena such as neutrino oscillations, long-standing discrepancies between expectations and observations such as the muon magnetic-moment anomaly, and indirect evidence of dark matter clearly indicate that the standard model is incomplete. Many extensions of the standard model that attempt to incorporate these phenomena require new bosons that are candidates for dark matter or that explain the muon's anomalous magnetic moment [1].

Decays of τ leptons into final states involving light, beyond-the-standard-model bosons that are not directly detectable (invisible) are predicted in models with, e.g., axionlike particles [2–5]. These bosons are collectively referred to as α in this work. A direct search in $\tau^- \rightarrow \ell^- \alpha$, where ℓ^- indicates e^- or μ^- , can probe theories beyond the standard model with high sensitivity (charge-conjugated decays are implied throughout). This process was previously searched for by the MARK III [6] and ARGUS [7] collaborations. The current best upper limits on the $\tau^- \rightarrow \ell^- \alpha$ branching fractions, relative to the corresponding standard-model leptonic decays, are $B(\tau^- \rightarrow e^- \alpha) / B(\tau^- \rightarrow e^- \bar{\nu}_e \nu_\tau) < (6 - 36) \times 10^{-3}$ and $B(\tau^- \rightarrow \mu^- \alpha) / B(\tau^- \rightarrow \mu^- \bar{\nu}_\mu \nu_\tau) < (3 - 34) \times 10^{-3}$ at the 95% confidence level (C.L.), where the range indicates their dependence on the α mass in the (0–1.6) GeV/c² [7] range.

Lepton Alpha search: Reconstruction

- **Signal side:** τ decay into $\ell + \text{invisible}$
- **Tag side:** τ decay into $\pi + \text{neutrino}$



Event requirements and selection cuts

Track selection

- Originated from the interaction point (IP):
 - $|dz| < 0.05$ m and $|dr| < 0.01$ m
 - good tracks = 2

Gamma list

- $-0.8660 < \cos\theta < 0.9563$ (in the CDC acceptance)
- $E > 0.2$ GeV
- $clusterNHits > 1.5$
- All photons with efficiency correction
-PhotonEfficiencyDataMCRatio_Run1MC15rd_Ap
ril2024

π^0 's list

- same as gammas
- $0.115 < M < 0.152$
- Correct the efficiency is a pending task

Electron channel

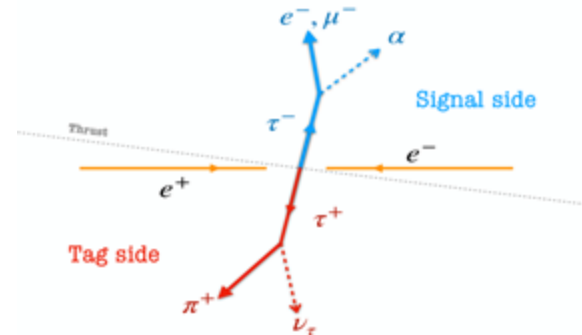
- signal side: $\tau^\pm \rightarrow e^\pm + \alpha$
 - $pid_BDT_e > 0.9$
 - $N_\gamma^{sig} = 0$
 - $N_{\pi^0}^{sig} = 0$

- tag side:
 - $pionID > 0.9$
 - $N_\gamma^{tag} = 0$
 - $N_{\pi^0}^{tag} = 0$

Muon channel

- signal side: $\tau^\pm \rightarrow \mu^\pm + \alpha$
 - $muonID_noSVD > 0.9$
 - $N_\gamma^{sig} = 0$
 - $N_{\pi^0}^{sig} = 0$

- tag side:
 - $pionID > 0.9$
 - $N_\gamma^{tag} = 0$
 - $N_{\pi^0}^{tag} = 0$



Mmin and Mmax variables

$$M_{min}^2 = (\sqrt{s})^2 \left(\frac{-B_0 - \sqrt{B_0^2 - 4A_0D_0}}{2A_0} \right),$$

$$M_{max}^2 = (\sqrt{s})^2 \left(\frac{-B_0 + \sqrt{B_0^2 - 4A_0D_0}}{2A_0} \right).$$

$$A_1 = |\mathbf{b}|^2,$$

$$A_2 = |\mathbf{a}|^2,$$

$$A_3 = 2(\mathbf{a} \cdot \mathbf{b}),$$

$$B_1 = 2(\mathbf{b} \cdot \mathbf{H}),$$

$$B_2 = 2(\mathbf{a} \cdot \mathbf{H}),$$

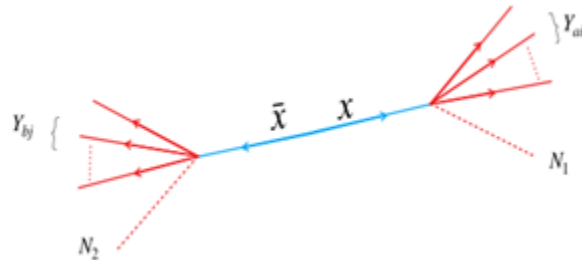
$$C_1 = 4|\mathbf{a} \times \mathbf{b}|^2,$$

$$D_1 = \mathbf{H} \cdot \mathbf{H} - 4|\mathbf{a} \times \mathbf{b}|^2 \left(\frac{1}{2} - z_a \right)^2.$$

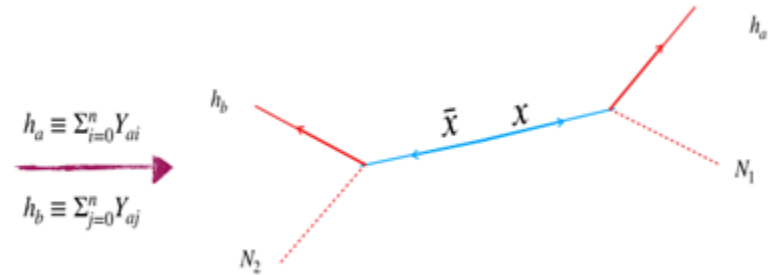
$$A_0 = A_1,$$

$$B_0 = -B_1 + C_1 - (2A_1 + A_3)\mu_\tau^2,$$

$$C_0 = (A_1 + A_2 + A_3)\mu_\tau^4 + (B_1 + B_2)\mu_\tau^2 + D_1.$$



$$\mathbf{H} \equiv \left(z_b^2 - z_b - |\mathbf{b}|^2 - 2\mathbf{a} \cdot \mathbf{b} \right) \mathbf{a} + \left(z_b^2 - z_b + |\mathbf{a}|^2 \right) \mathbf{b},$$



“Measuring masses in semi-invisible final states at electron-positron colliders”

Qian-Fei Xiang, Xiao-Jun Bi, Qi-Shu Yan, Peng-Fei Yin, and Zhao-Huan Yu

[PhysRevD.95.075037](https://arxiv.org/abs/1907.07503)

“New method for beyond the Standard Model invisible particle searches in tau lepton decays”

E. De La Cruz-Burelo, A. De Yta-Hernandez, and M. Hernandez-Villanueva

[Phys. Rev. D 102. 115001](https://arxiv.org/abs/2105.11500)

“Measurement of the mass of the tau lepton in semi-invisible final states in the Belle II collaboration”

J. A. Colorado-Caicedo

[BELLE2-MTHESIS-2023-007](https://arxiv.org/abs/2303.07207)

Mmin and Mmax variables

"Measuring masses in semi-invisible final states at electron-positron colliders"

Qian-Fei Xiang, Xiao-Jun Bi, Qi-Shu Yan, Peng-Fei Yin, and Zhao-Huan Yu

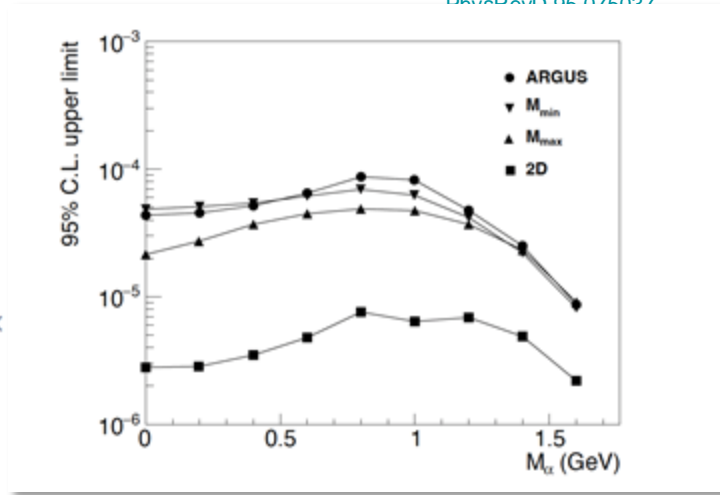
PhysRevD.95.075027

$$M_{min}^2 = (\sqrt{s})^2 \left(\frac{-B_0 - \sqrt{B_0^2 - 4A_0D_0}}{2A_0} \right),$$

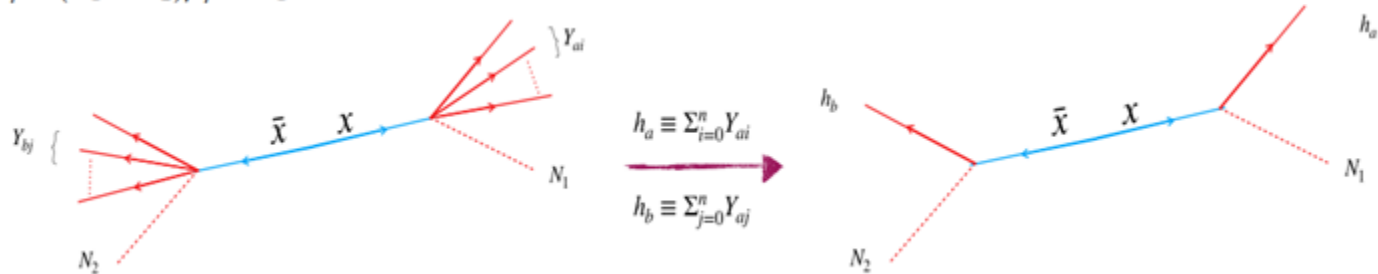
$$M_{max}^2 = (\sqrt{s})^2 \left(\frac{-B_0 + \sqrt{B_0^2 - 4A_0D_0}}{2A_0} \right).$$

$$\begin{aligned} A_1 &= |\mathbf{b}|^2, \\ A_2 &= |\mathbf{a}|^2, \\ A_3 &= 2(\mathbf{a} \cdot \mathbf{b}), \\ B_1 &= 2(\mathbf{b} \cdot \mathbf{H}), \\ B_2 &= 2(\mathbf{a} \cdot \mathbf{H}), \\ C_1 &= 4|\mathbf{a} \times \mathbf{b}|^2, \\ D_1 &= \mathbf{H} \cdot \mathbf{H} - 4|\mathbf{a} \times \end{aligned}$$

$$\begin{aligned} A_0 &= A_1, \\ B_0 &= -B_1 + C_1 - (2A_1 + A_3)\mu_\tau^2, \\ C_0 &= (A_1 + A_2 + A_3)\mu_\tau^4 + (B_1 + B_2)\mu_\tau^2 + D_1. \end{aligned}$$



particle searches in
 Hernandez-Villanueva
 semi-invisible



Selection cuts based on Simulated Annealing

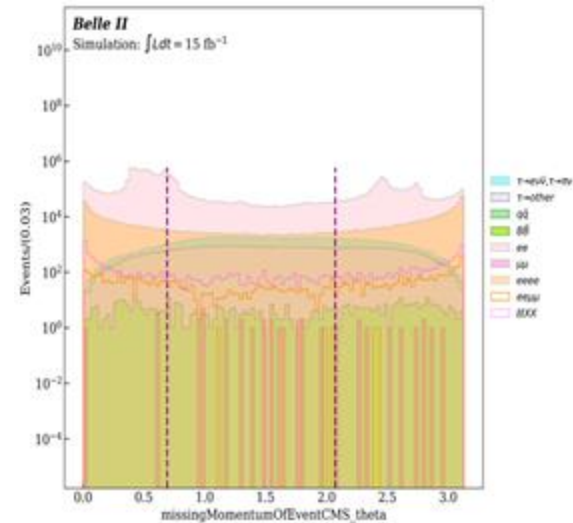
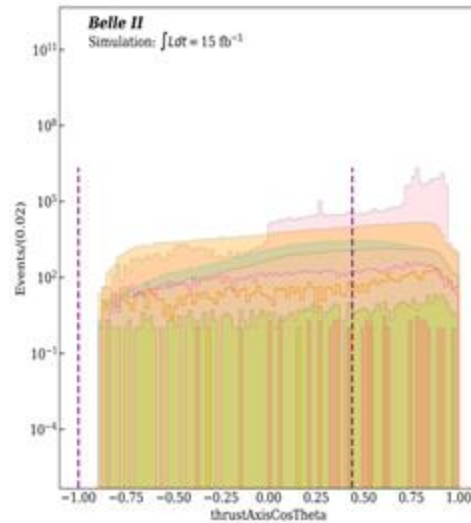
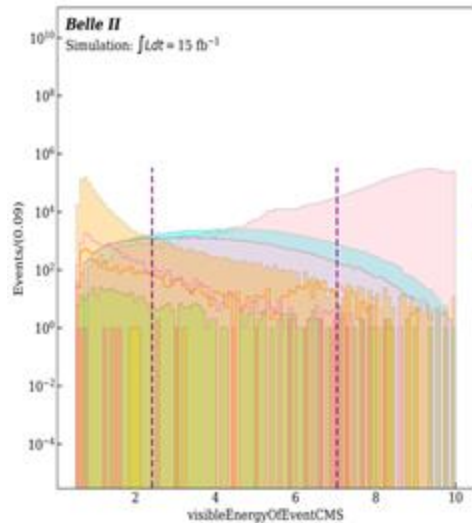
We optimized with $\tau \rightarrow \ell(e, \mu) \nu \nu$ as our “signal”, due to the lack of a precise model for the decay $\tau \rightarrow \ell \alpha$.

- 10 variables were used to extract the best cuts using the following FOM

$$\frac{N_{sig}}{\sqrt{N_{sig} + 100(N_{bkg})}} \longrightarrow \textit{Purity-focused optimization}^*$$

* Another optimization with FOM = $S/(S+B)^{(1/2)}$ was made, we stayed with the better performance

Selection cuts (e-channel)



Luminosity: 15/fb

(Sample -> Events)

SM -> 118226

tau -> 59003

qqbar -> 446

mixed+charged -> 5

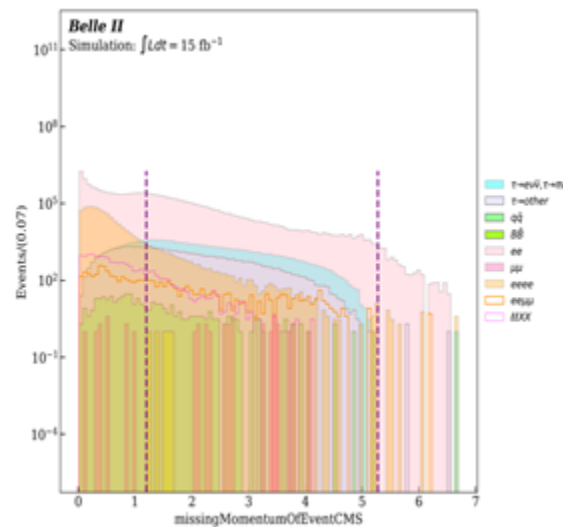
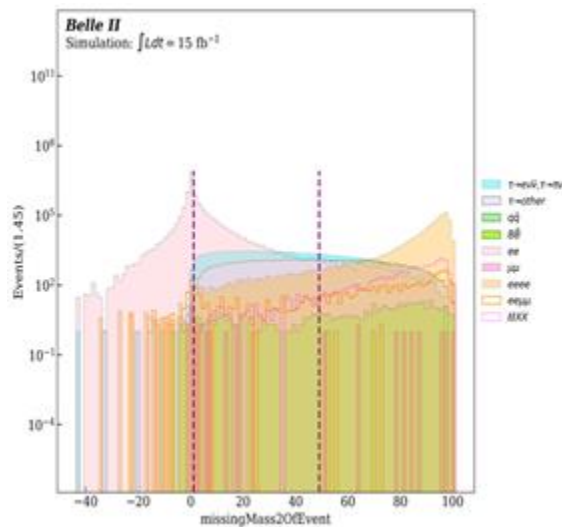
ee -> 10994800

eeee -> 624400

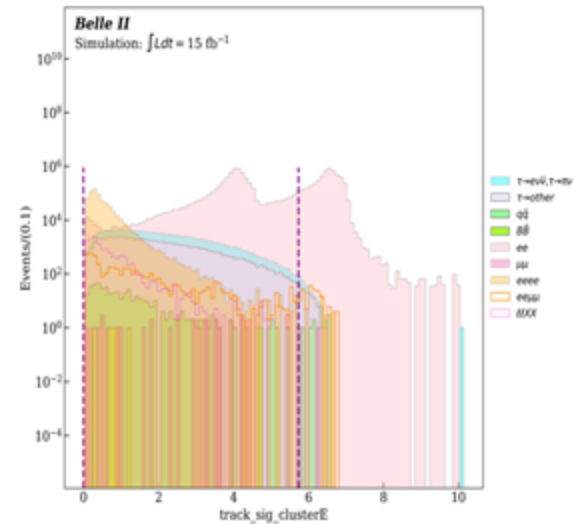
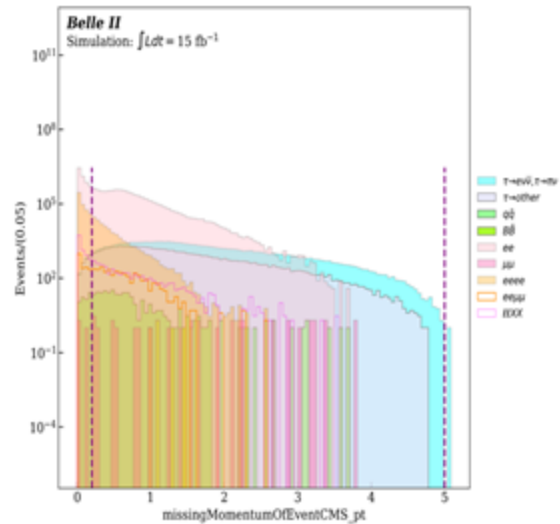
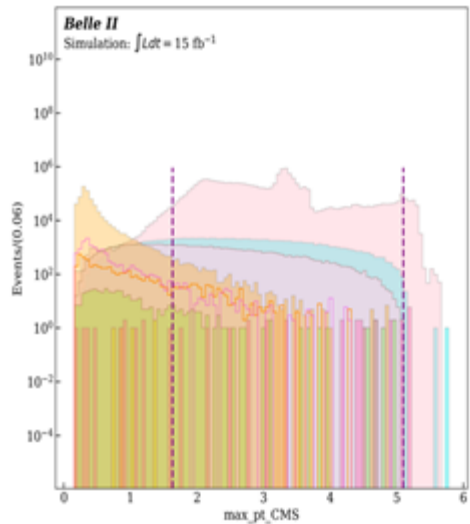
eemumu -> 4476

mumu -> 114

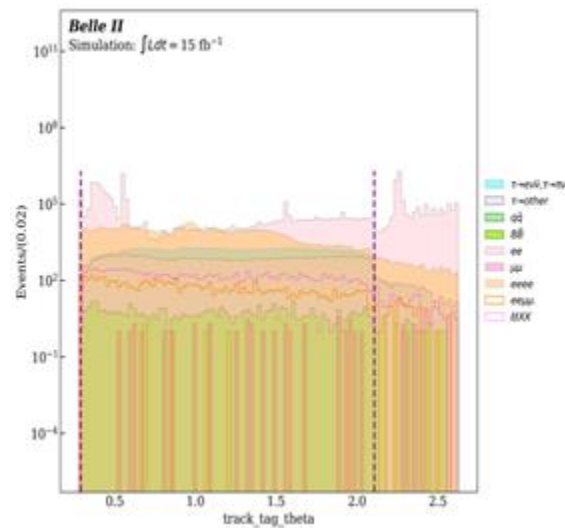
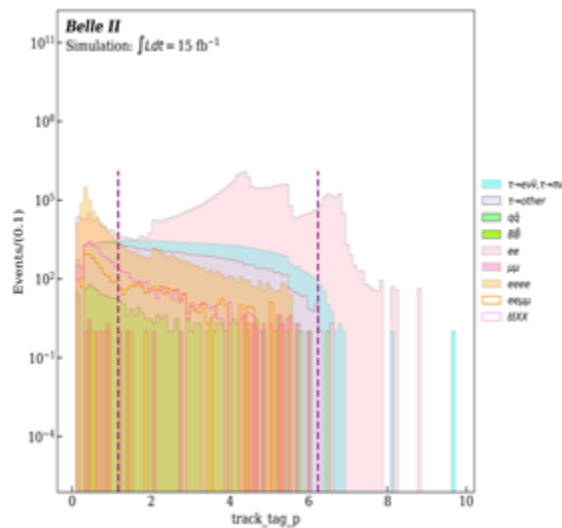
lxxx -> 12528

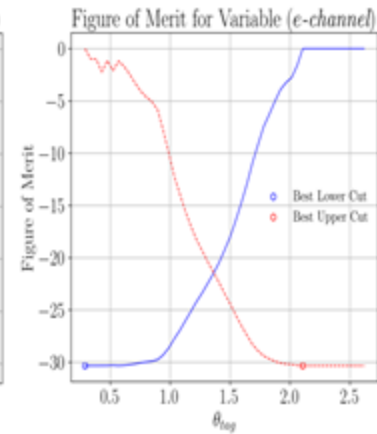
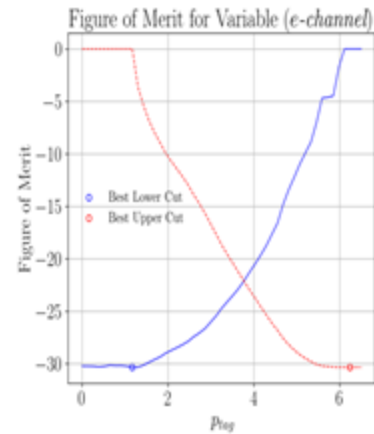

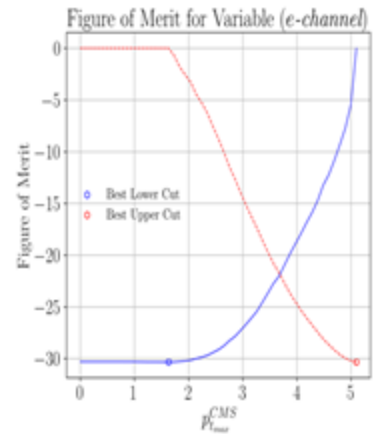
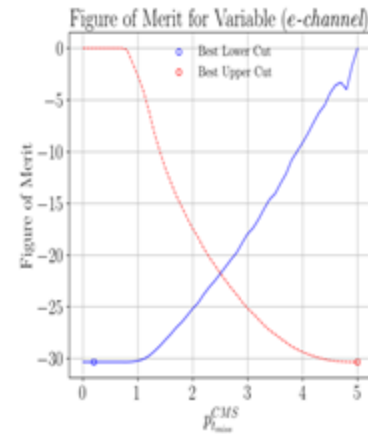
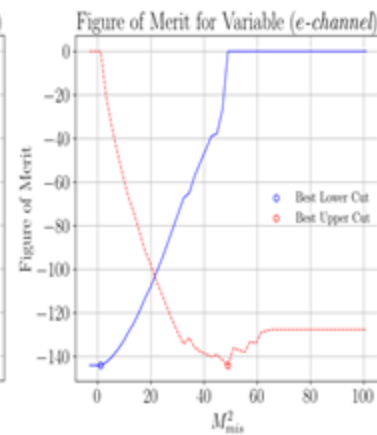
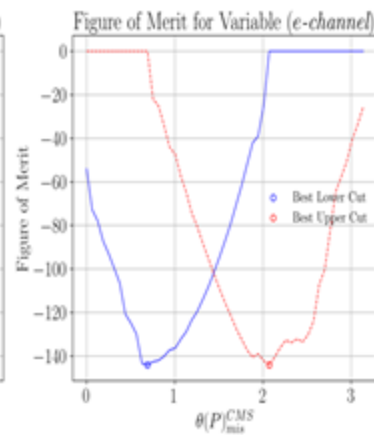
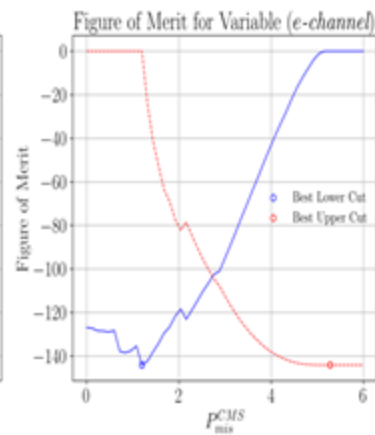
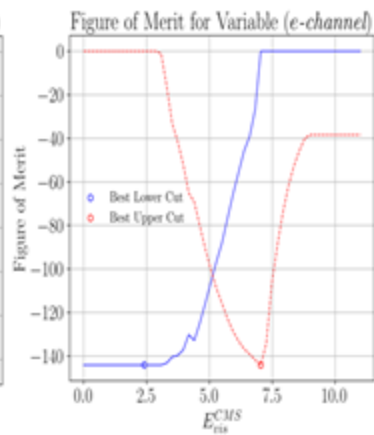
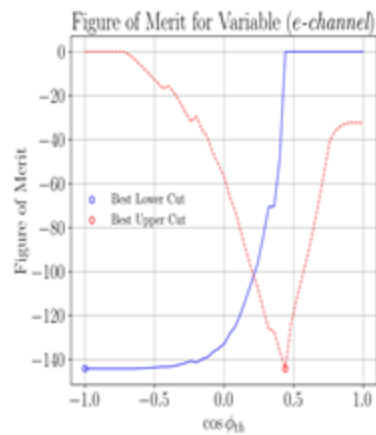


exp20_bucket26_v1

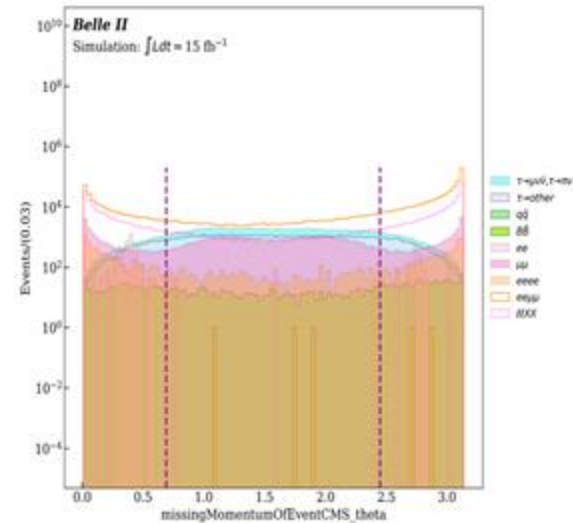
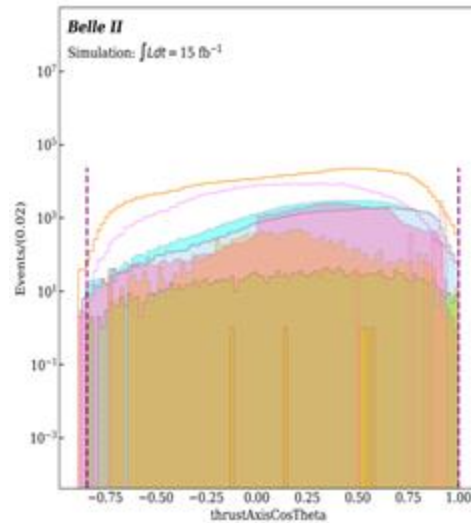
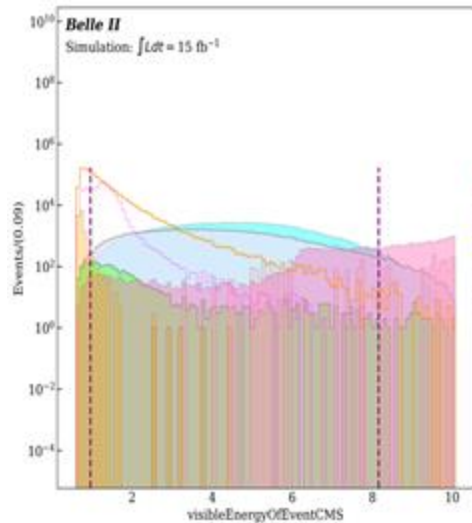


Luminosity: 15/fb
after cuts
(Sample -> Events)
SM -> 25610
tau -> 6768
qqbar -> 4
mixed+charged -> 0
ee -> 40
eeee -> 0
eemumu -> 8
mumu -> 0
lllX -> 64





Selection cuts (μ -channel)



Luminosity: 15/fb

(Sample -> Events)

SM -> 125581

tau -> 79716

qqbar -> 2400

mixed+charged -> 5

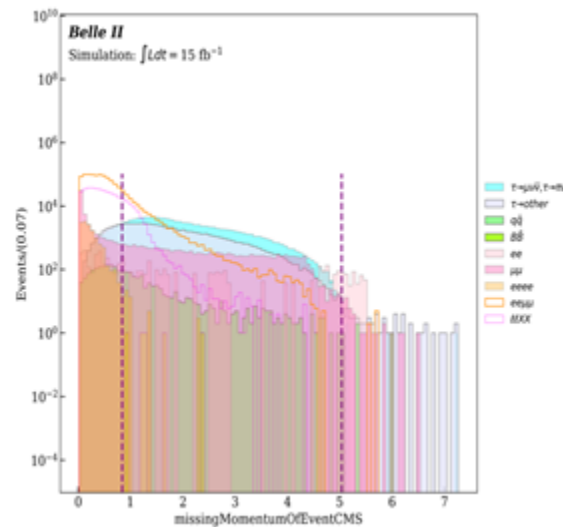
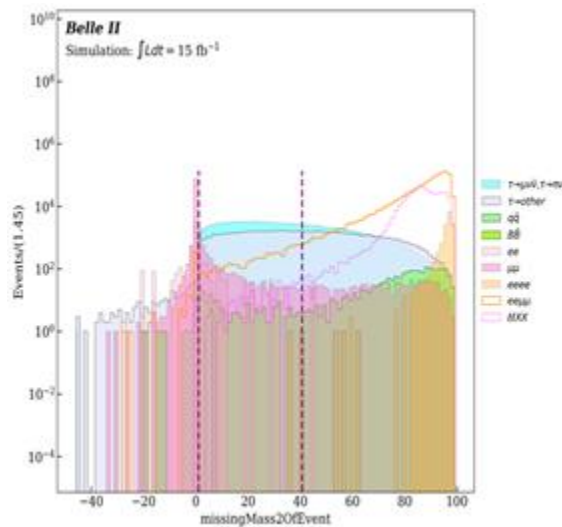
ee -> 5360

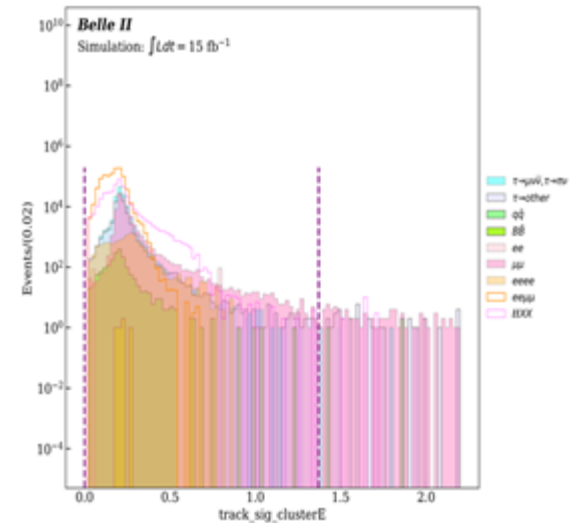
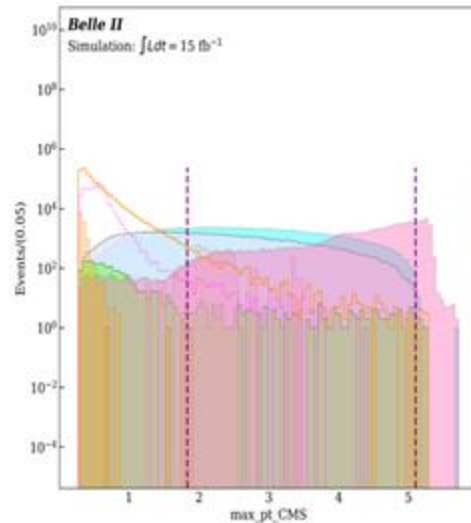
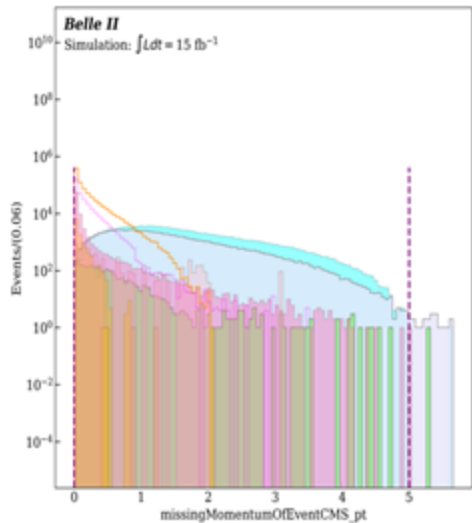
eeee -> 13824

eemumu -> 1048740

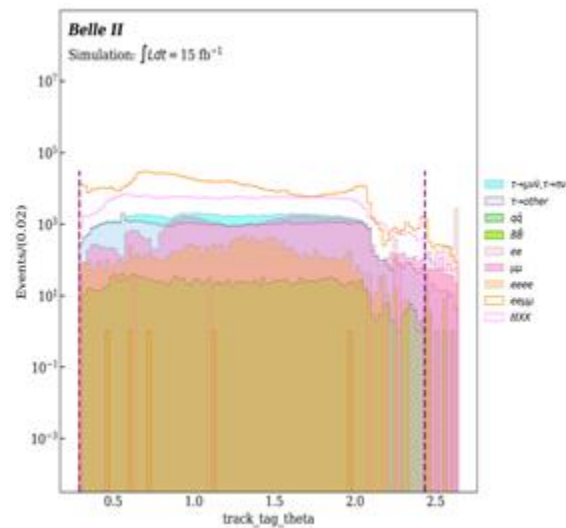
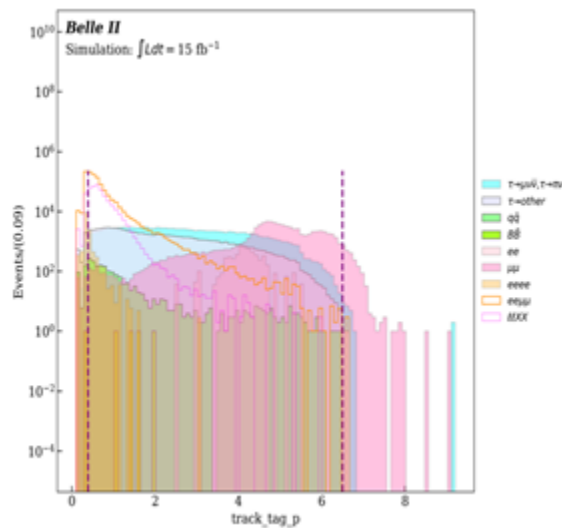
mumu -> 81566

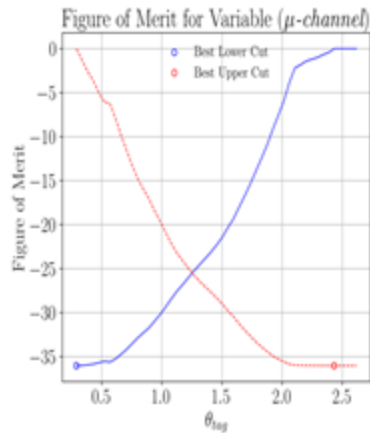
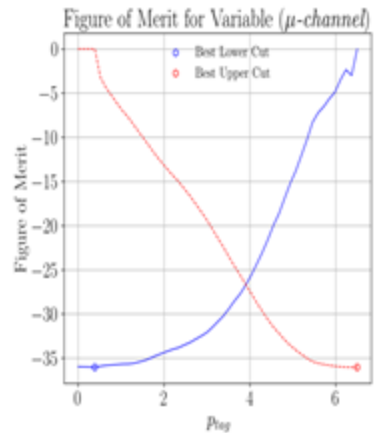
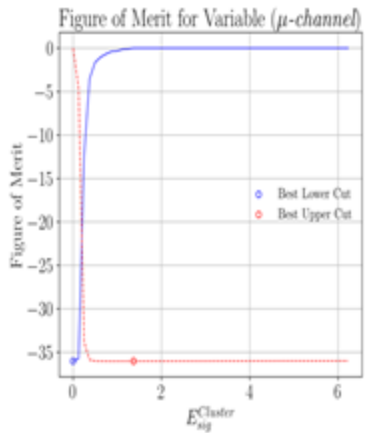
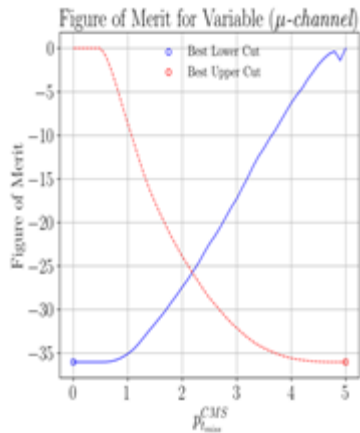
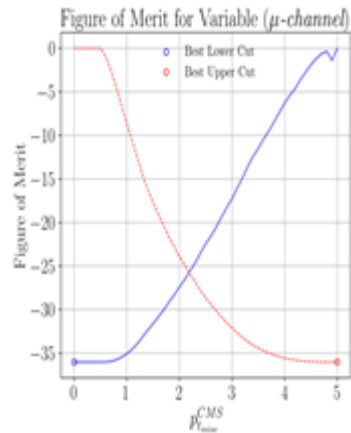
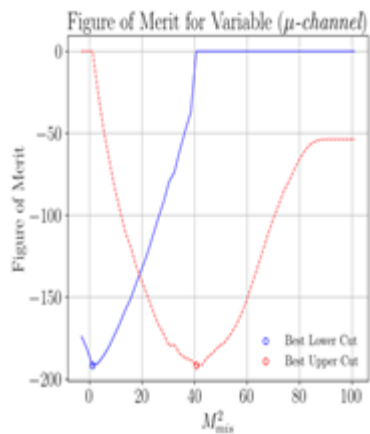
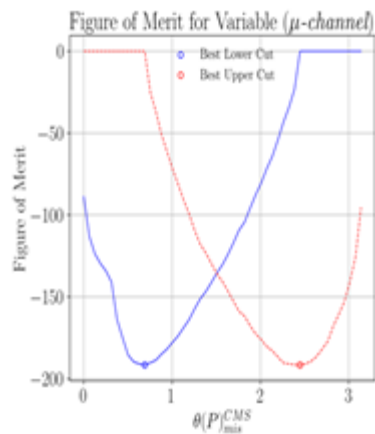
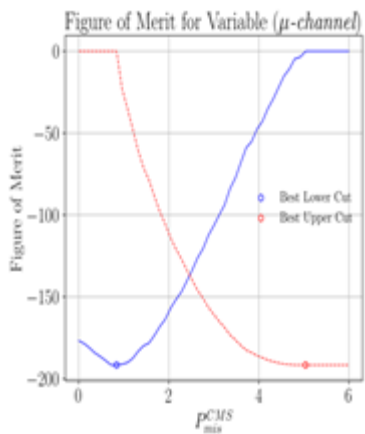

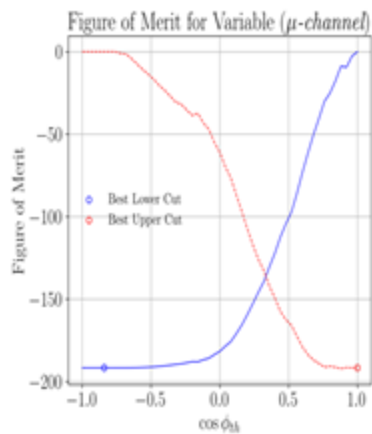
lXX -> 408196



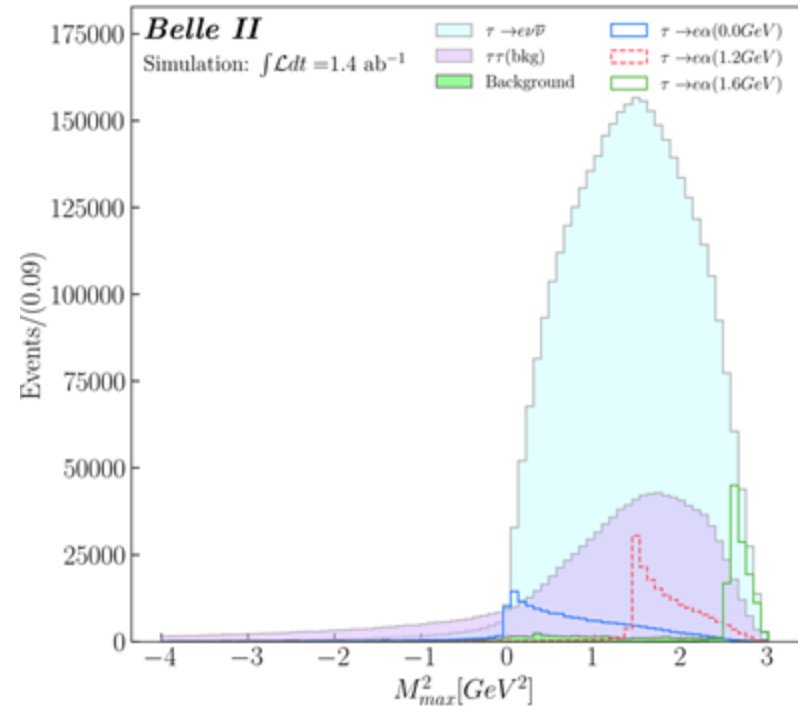
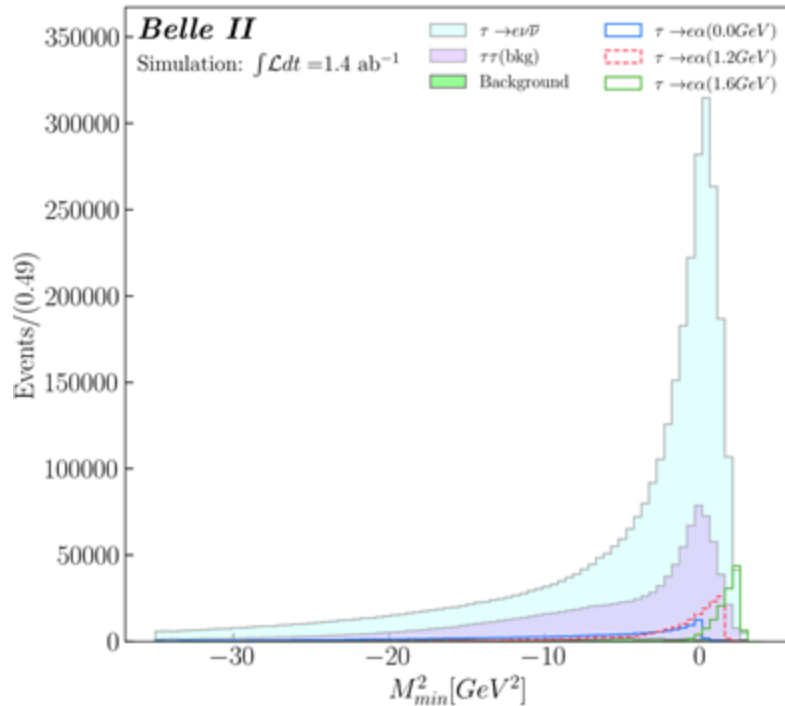


Luminosity: 15/fb
after cuts
(Sample -> Events)
SM -> 56677
 τ -> 23838
 $q\bar{q}b\bar{b}$ -> 44
mixed+charged -> 0
 $e\bar{e}$ -> 0
 $e\bar{e}e\bar{e}$ -> 0
 $e\bar{e}\mu\bar{\mu}$ -> 56
 $\mu\bar{\mu}\mu\bar{\mu}$ -> 70
 $\mu\bar{\mu}X$ -> 156

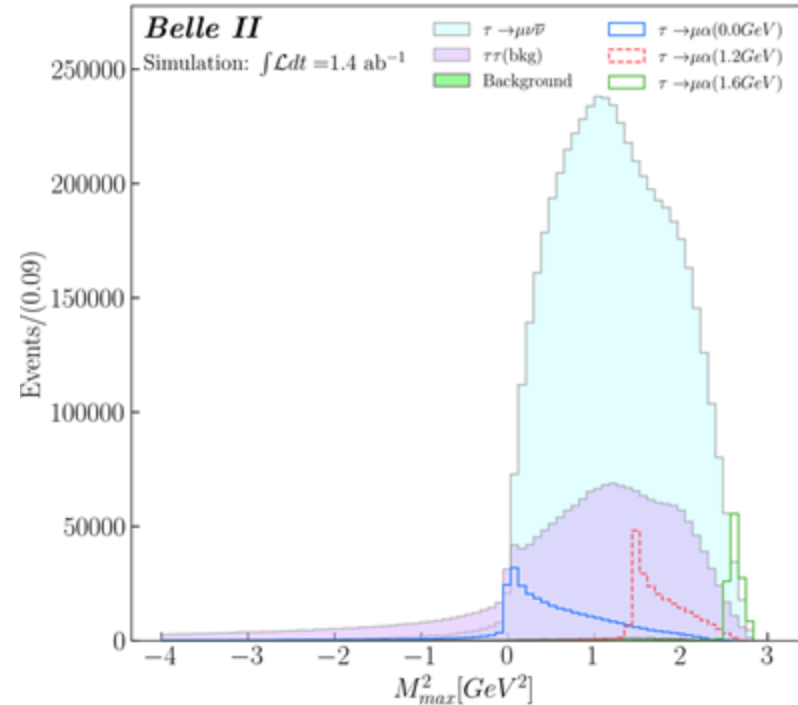
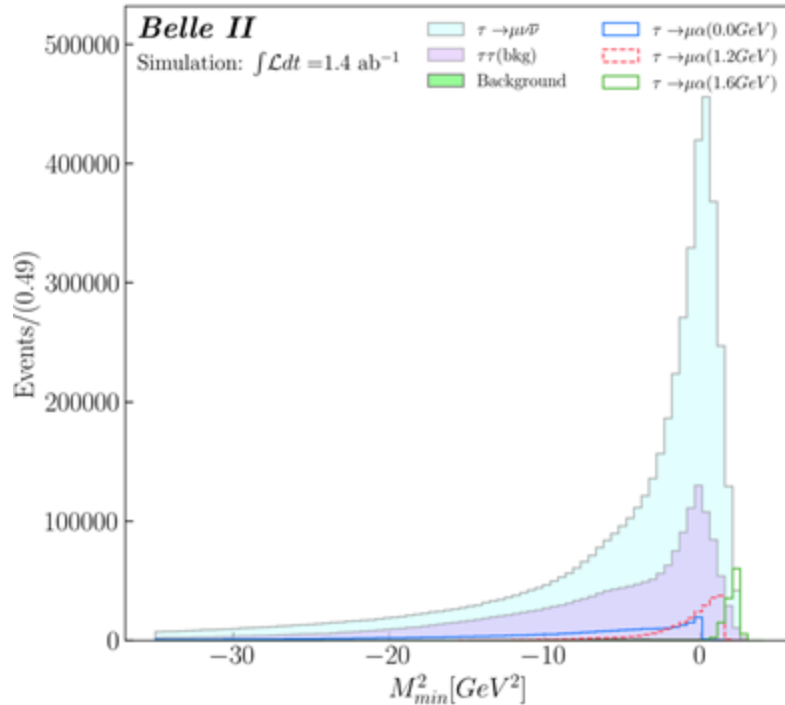




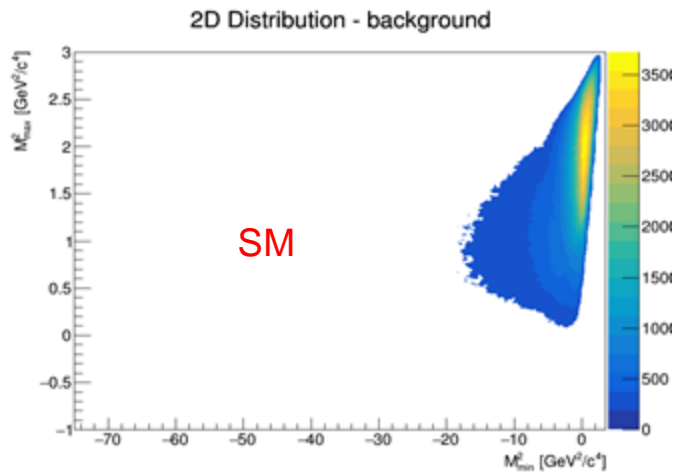
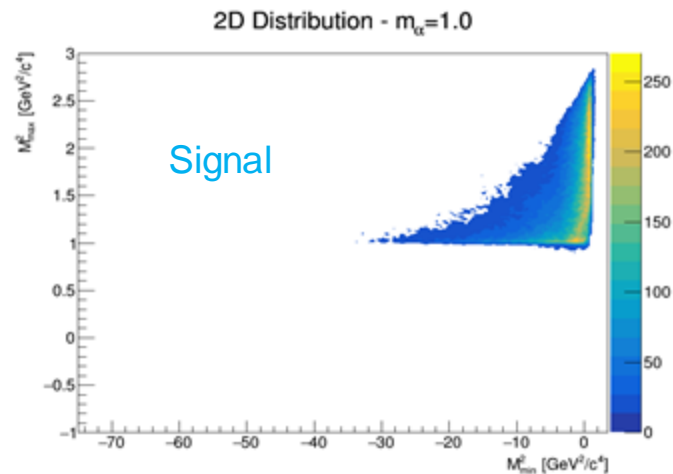
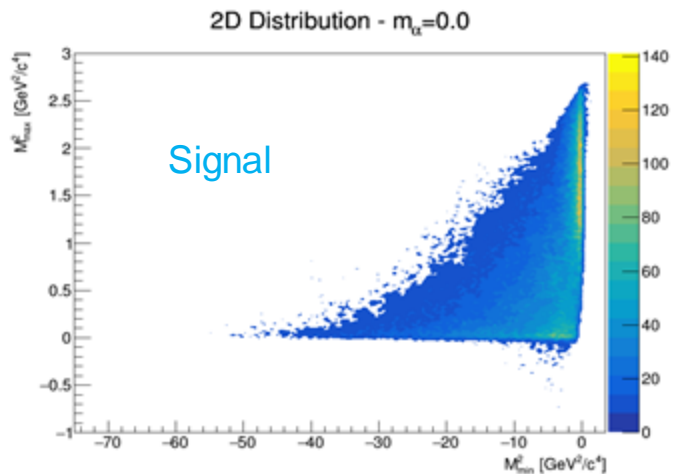
M_{min} and M_{max} Distributions (e-channel) - MC15rd



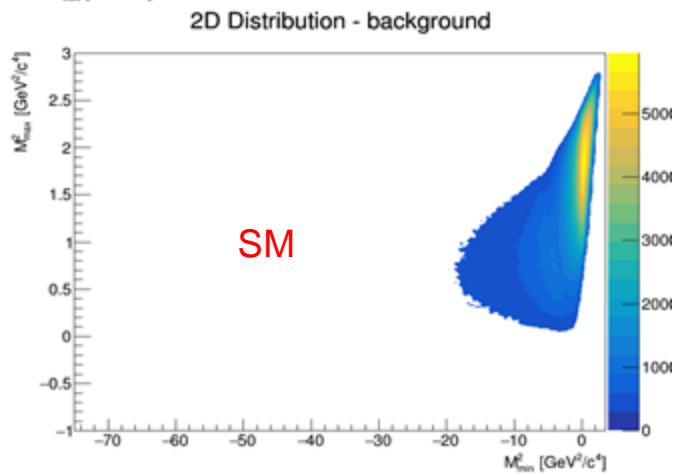
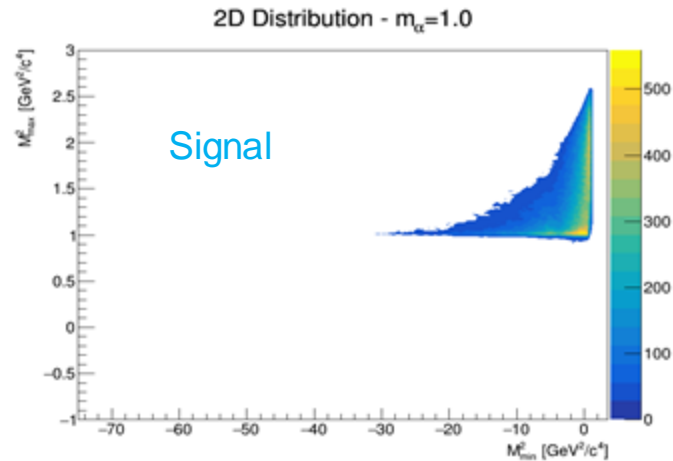
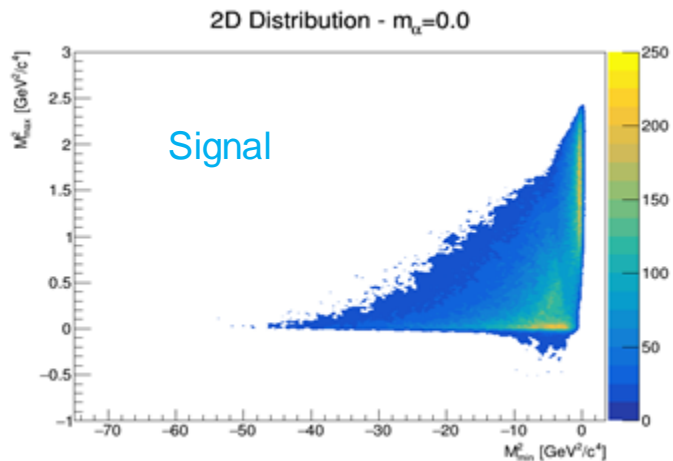
M_{min} and M_{max} Distributions (μ -channel) - MC15rd



2D distributions (e-channel)



2D distributions (μ -channel)



Upper Limit Estimation

We used the following PDF

$$F(x, y) = \frac{\epsilon_\alpha}{\epsilon_{l\nu\nu}} \times R \times f_\alpha(x, y) + N_{SM} \times f_{SM}(x, y) + N_{bkg} \times f_{bkg}(x, y)$$

where $R \equiv \frac{Br(\tau \rightarrow l\alpha)}{Br(\tau \rightarrow l\nu\nu)} = \frac{\epsilon_{SM}}{\epsilon_\alpha} \frac{N_\alpha}{N_{SM}}$, $N_{bkg} = N_{\tau bkg} + N_{other}$ and $f_{bkg}(x, y)$ is constructed with the histogram of the remaining tau decays and the remaining background (qqbar, lowmulti, etc.). We determined upper limits with the asymptotic CLs technique, implemented in the RooStats package.

UL estimation

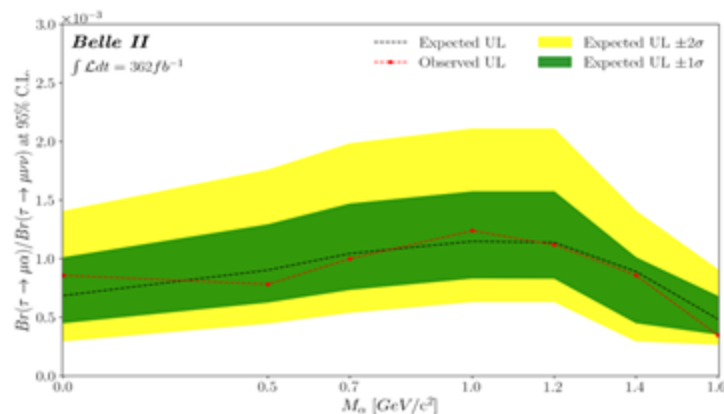
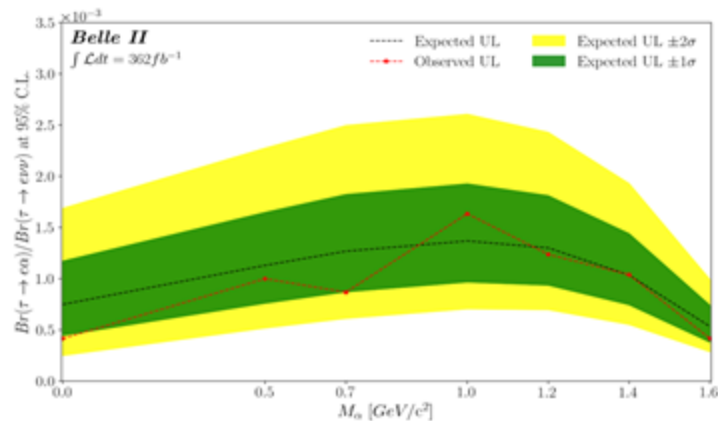
2D Method - Luminosity scaled to 362/fb

M_α [GeV/c ²]	UL at 95% CL* ($\times 10^{-3}$)
0.0	0.748
0.5	1.113
0.7	1.268
1.0	1.370
1.2	1.300
1.4	1.035
1.6	0.533

[GeV/c ²]	UL at 95% CL* ($\times 10^{-3}$)
0.0	0.685
0.5	0.903
0.7	1.043
1.0	1.148
1.2	1.139
1.4	0.891
1.6	0.485

UL in the branching ratio ($Br(\tau \rightarrow \ell \alpha)$)

Channel	Belle II (3x1) – 62.8/fb ($\times 10^{-4}$)	Belle II (1x1) – 362/fb ($\times 10^{-4}$)
Electron	(1.96 – 17.4)	(0.9 – 2.4)
Muon	(1.21 – 21.2)	(0.8 – 2.6)

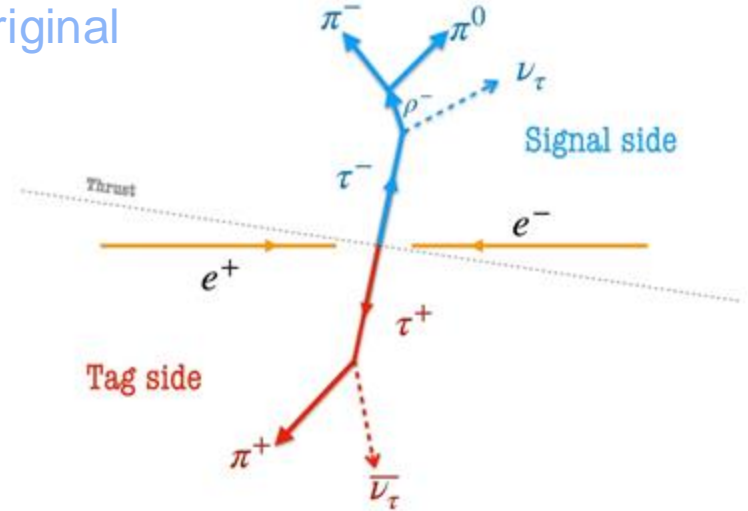


Data/MC using a control channel

Control channel

Using the same selection criteria from the [original](#) channels in the analysis, except by

- signal side: $\tau^\pm \rightarrow \rho^\pm \nu_\tau$
 - $pionID > 0.9$
 - $N_\gamma^{sig} \leq 2$
 - $N_{\pi^0}^{sig} = 1$
- tag side: $\tau^\pm \rightarrow \pi^\pm \nu_\tau$
 - $pionID > 0.9$
 - $N_\gamma^{tag} = 0$
 - $N_{\pi^0}^{tag} = 0$

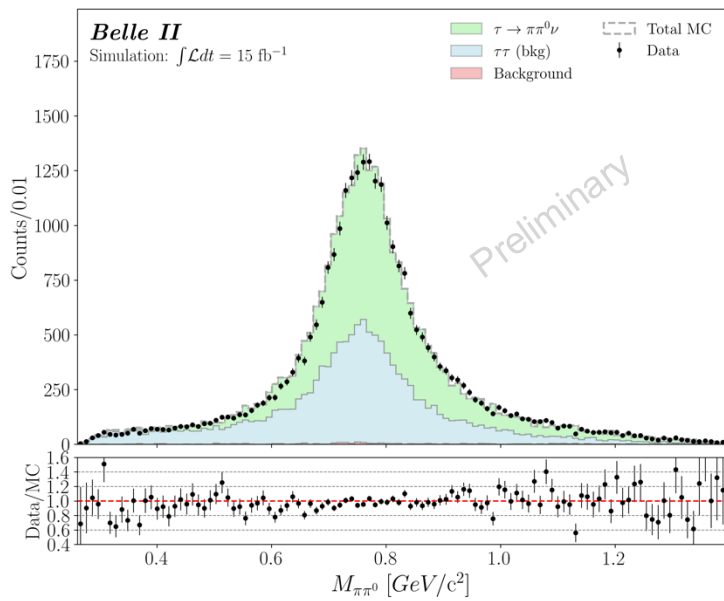


Data/MC comparison

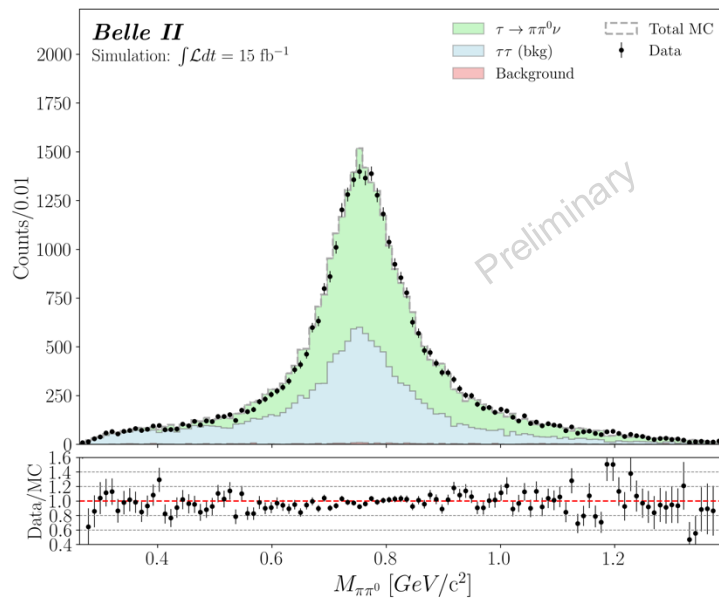
Note: Applying corrections

- π^0
- π ID
- Triggers

Electron case

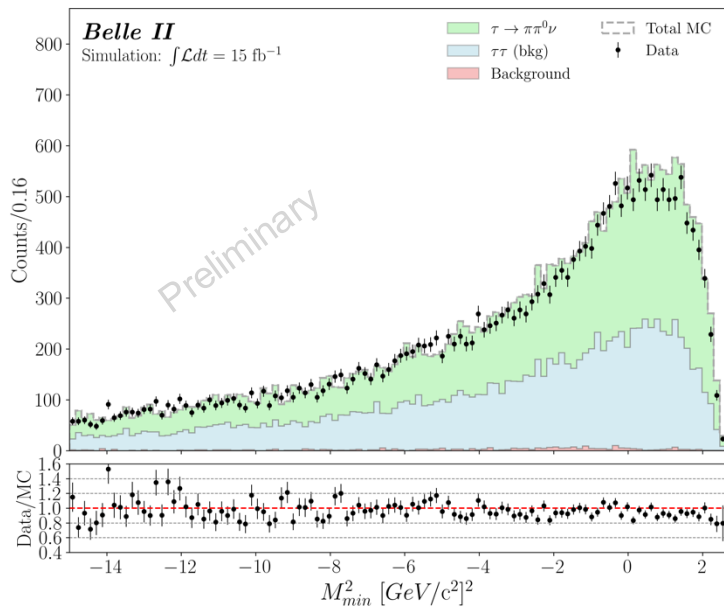


Muon case

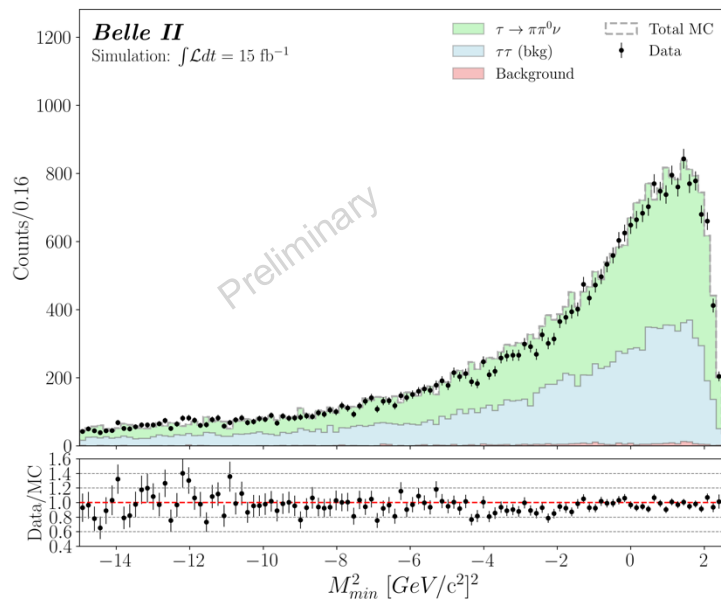


Data/MC comparison

Electron case

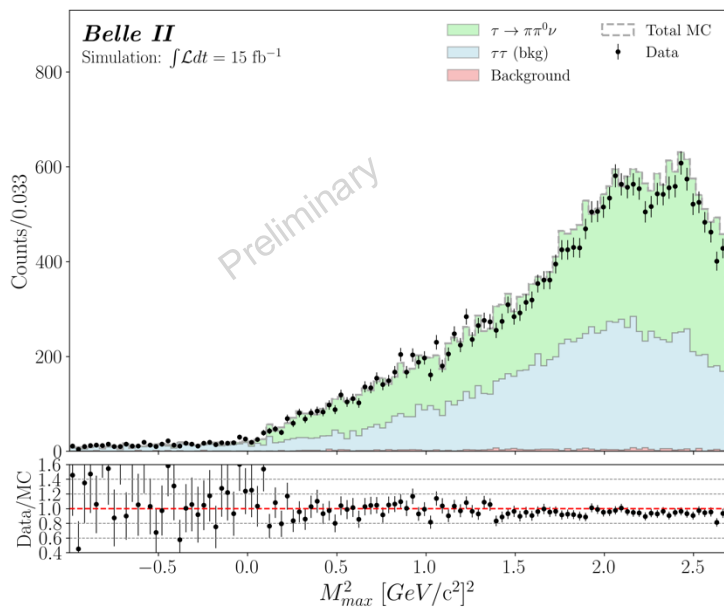


Muon case

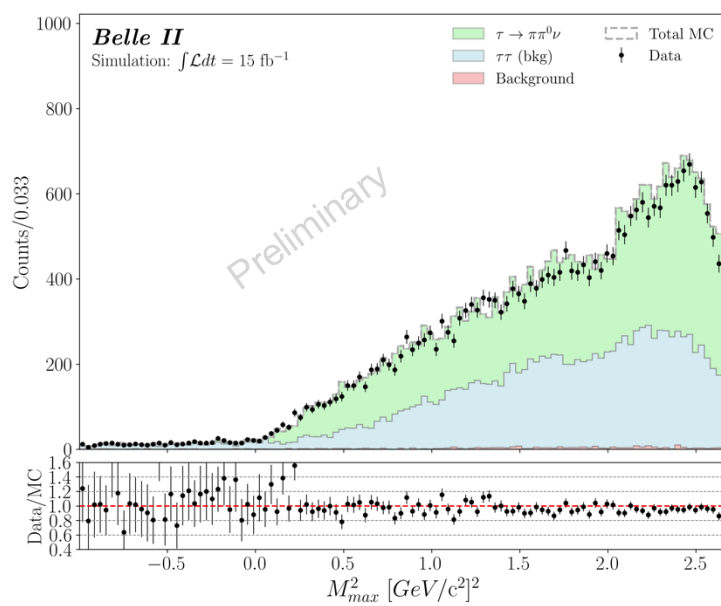


Data/MC comparison

Electron case



Muon case



Summary

- Our results (w/o systematics) are more restrictive than previous Belle II results.
 - ULs on Br are arranged in $(0.9 - 2.4) \times 10^{-4}$ and $(0.8 - 2.6) \times 10^{-4}$ for the **electron** and **muon** channels respectively.
- The Data/MC comparison was made in a control channel.
 - A good agreement is observed in the Data/MC (**shape**).

Backup

Differences between approaches

Belle

- A data luminosity of 792/fb is used
- 3 different tags are used (1-prong (leptonic, hadronic) + 3-prong).
- The pseudo-rest frame method is used as a discriminant variable.
- UL computed using likelihood fits - 10K Toy MC
- The POI is the number of signal events

$$\mathcal{B}(\tau \rightarrow l\alpha) = \frac{N_s}{2N_{\tau\tau}\epsilon}$$

This study

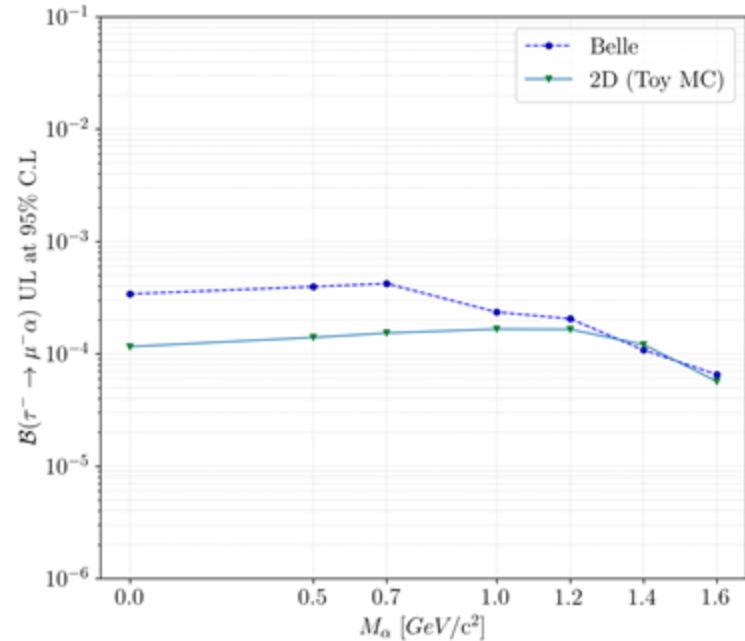
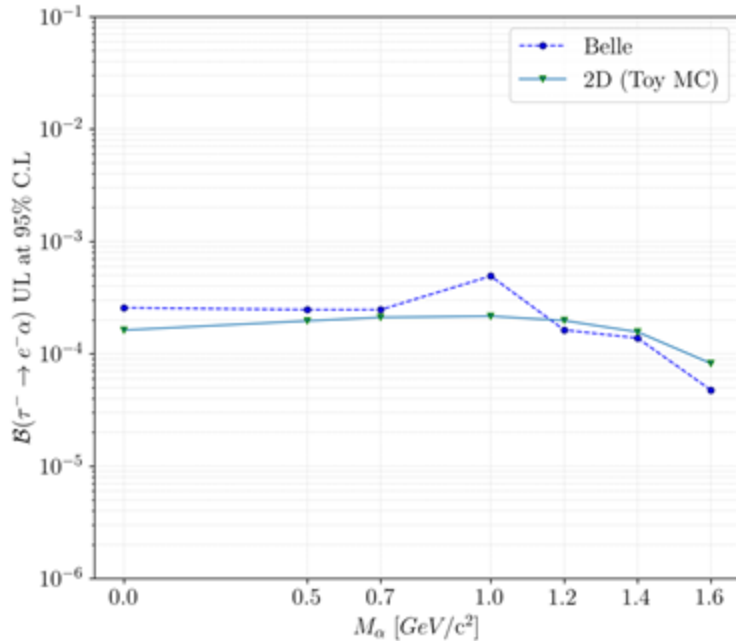
- A pseudo-data luminosity of 362/fb is used
- Only 1-prong is used as tag
- 2D method (Mmin2, Mmax2)
- Asymptotic CLs is used to compute the ULs
- The POI is the ratio of branching fractions

$$\mathcal{B}_{e\alpha}/\mathcal{B}_{e\bar{\nu}\nu}$$

As Belle did ...

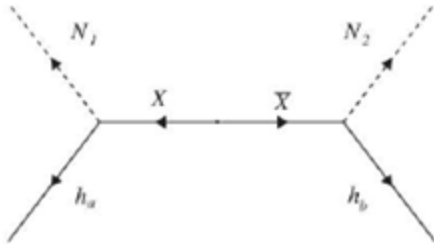
In order to do a comparison, the PDF was modified. Now, the number of signal events is set as POI, 10K pseudo-experiments were generated and POI is extracted from the fits. A gaussian UL at 95% C.L was estimated.

UL at 95% C.L. using Toy MC



Kinematic constraints

$$X \bar{X} \rightarrow (h_a + N_1)(h_b + N_2)$$



At CMS energy \sqrt{s}

$$p_a = (E_a, \vec{p}_a)$$

$$p_b = (E_b, \vec{p}_b)$$

$$p_1 = (E_1, \vec{p}_1)$$

$$p_2 = (E_2, \vec{p}_2)$$

The kinematic equations:

$$q^\mu = p_a^\mu + p_b^\mu + p_1^\mu + p_2^\mu, \quad \mu = 0, 1, 2, 3$$

$$p_{1,2}^2 = m_{1,2}^2$$

$$(p_a + p_1)^2 = (p_b + p_2)^2 = m_X^2$$

After some algebra:

$$\begin{aligned} & A_1(\mu_X^2 - \mu_1^2)^2 + A_2(\mu_X^2 - \mu_2^2)^2 \\ & + A_3(\mu_X^2 - \mu_1^2)(\mu_X^2 - \mu_2^2) \\ & + B_1(\mu_X^2 - \mu_1^2) + B_2(\mu_X^2 - \mu_2^2) \\ & + C_1\mu_1^2 + D_1 \leq 0 \end{aligned}$$

μ_i is the normalized mass of the i -th particle.

$$A_1 = |\mathbf{b}|^2,$$

$$A_2 = |\mathbf{a}|^2,$$

$$A_3 = 2(\mathbf{a} \cdot \mathbf{b}),$$

$$B_1 = 2(\mathbf{b} \cdot \mathbf{H}),$$

$$B_2 = 2(\mathbf{a} \cdot \mathbf{H}),$$


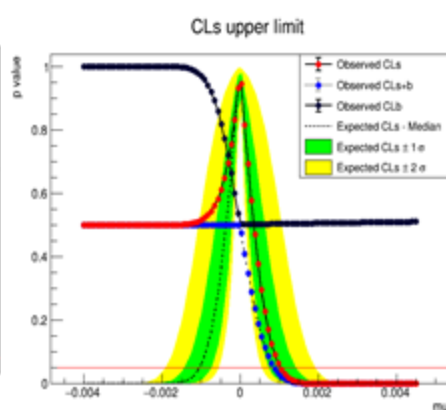
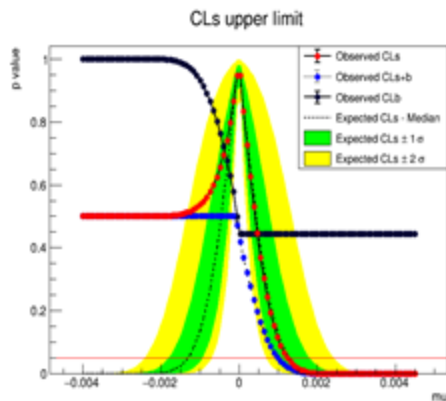
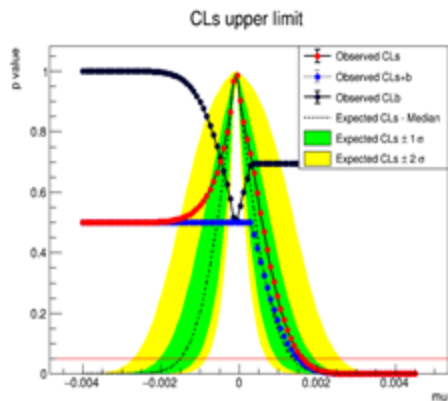
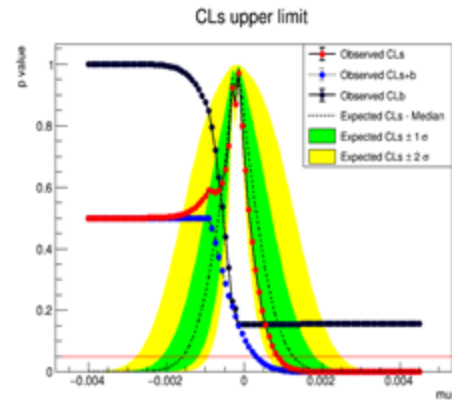
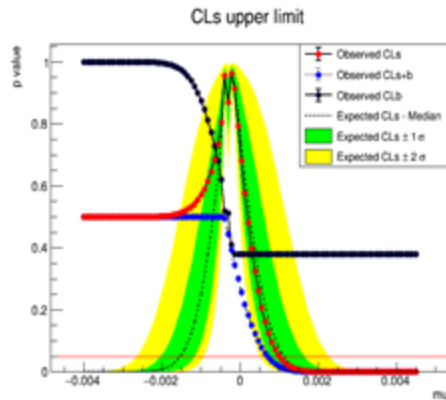
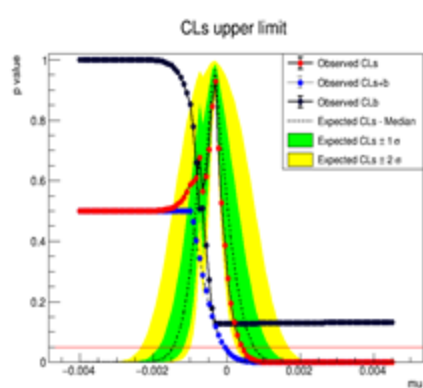
$$C_1 = 4|\mathbf{a} \times \mathbf{b}|^2,$$

$$D_1 = \mathbf{H} \cdot \mathbf{H} - 4|\mathbf{a} \times \mathbf{b}|^2 \left(\frac{1}{2} - z_a \right)^2.$$

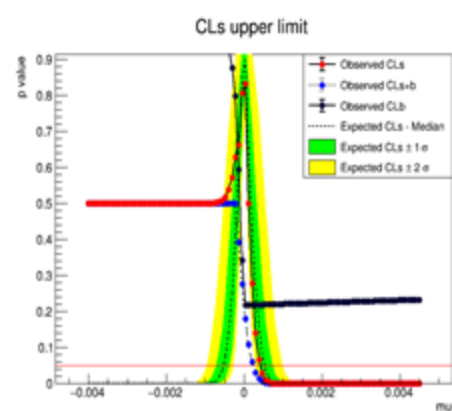
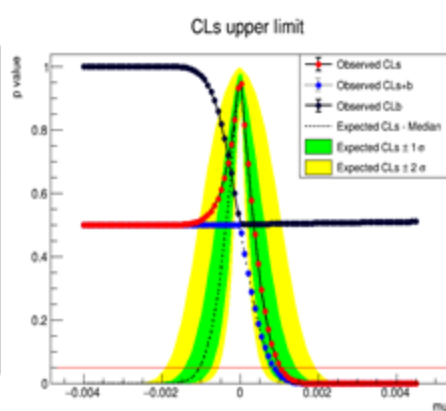
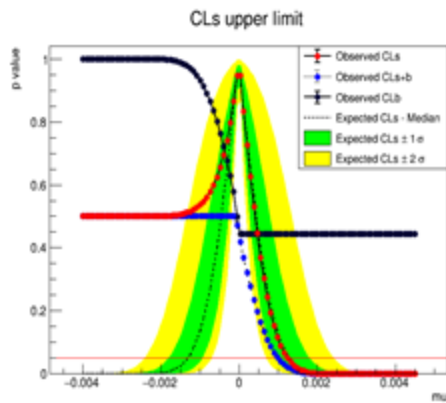
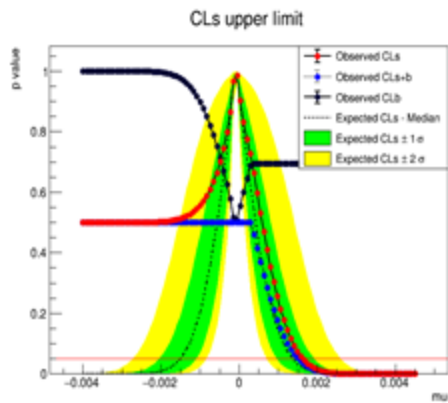
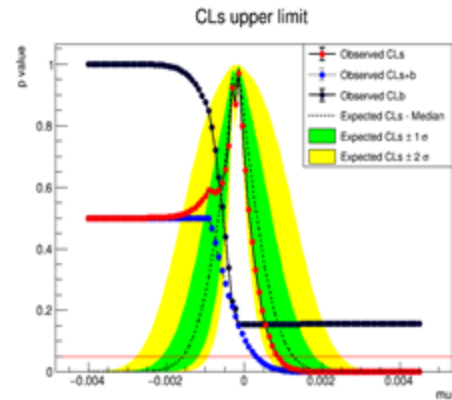
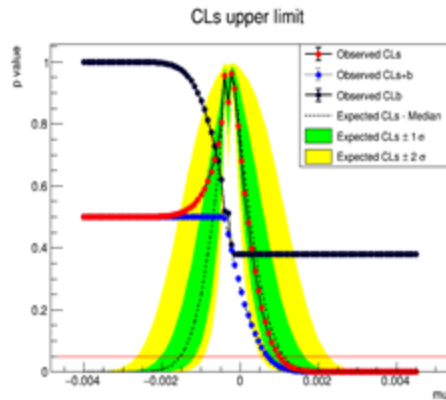
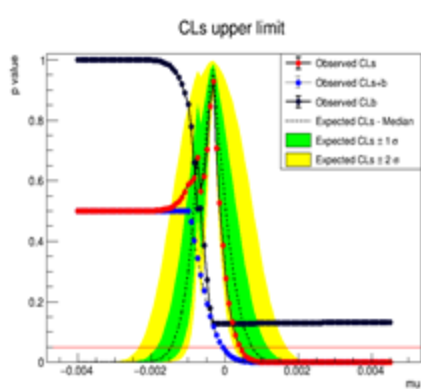
$$\mathbf{H} \equiv (z_b^2 - z_a - |\mathbf{b}|^2 - 2\mathbf{a} \cdot \mathbf{b})\mathbf{a} + (z_a^2 - z_b + |\mathbf{a}|^2)\mathbf{b}.$$

We summarized all the available kinematic information of the process

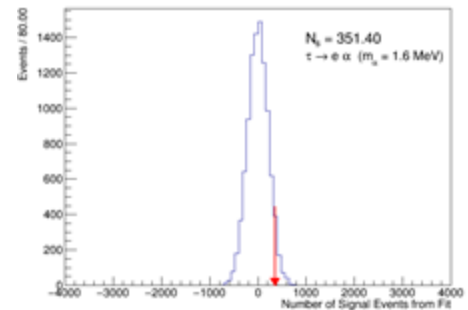
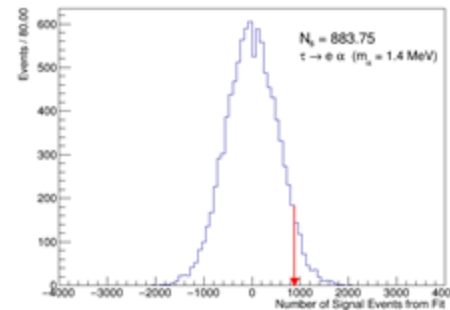
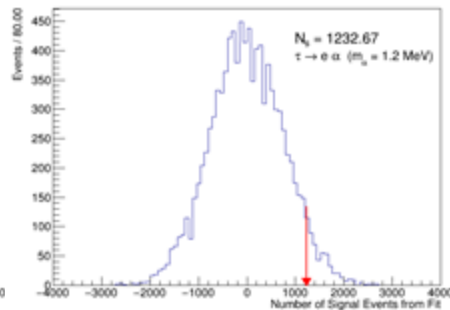
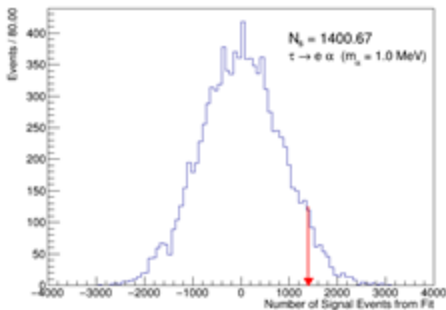
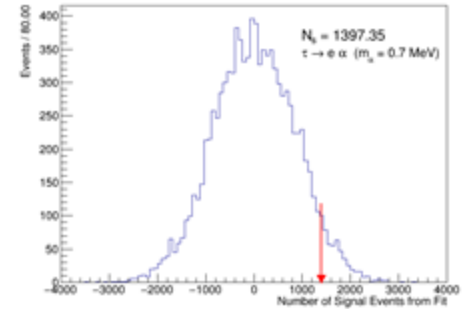
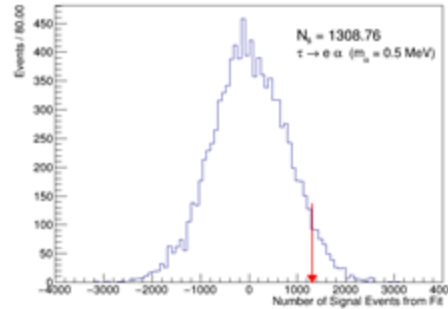
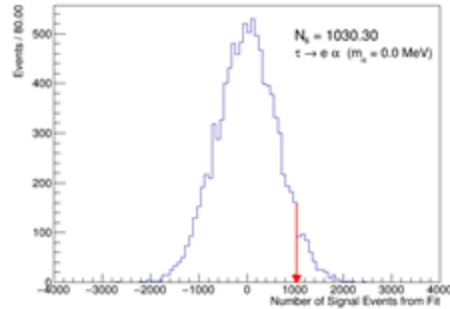
Brazilian plots e-channel



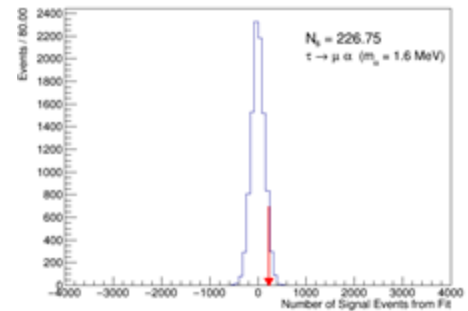
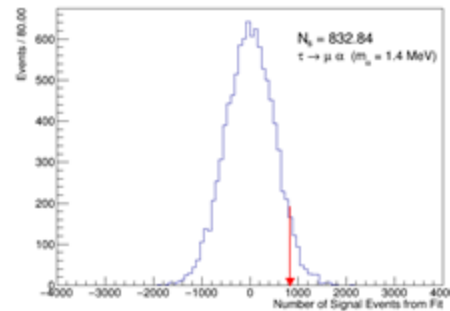
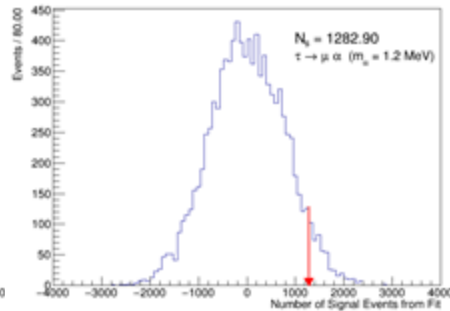
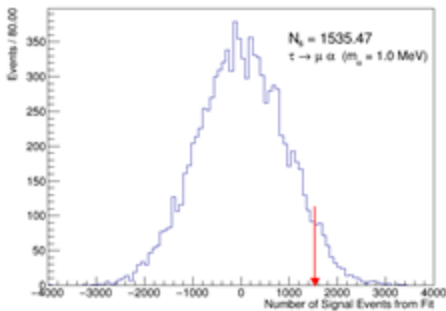
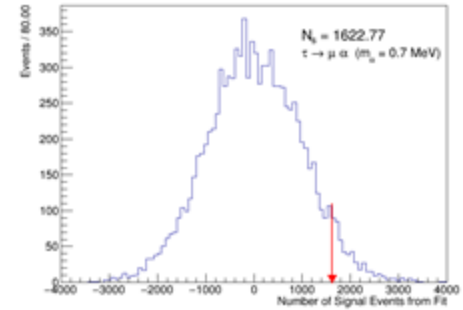
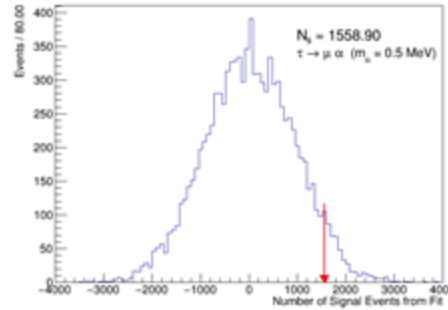
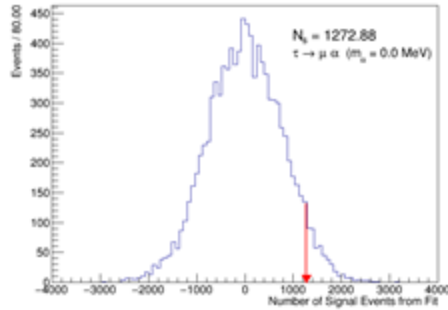
Brazilian plots μ -channel



Toy MC POI distribution



Toy MC POI distribution



Skim study

After apply the optimization cuts and *pionID09* as wp. Comparing the different efficiencies without and with the skims

	$\tau \rightarrow e\alpha$ search		$\tau \rightarrow \mu\alpha$ search	
	No skim	TauGeneric skim	No skim	TauGeneric skim
Samples	Efficiencies (%)		Efficiencies (%)	
$m_\alpha = 0.0$	8.16	7.96	14.31	14.29
$m_\alpha = 0.5$	8.56	8.44	14.55	14.54
$m_\alpha = 0.7$	8.52	8.46	13.89	13.88
$m_\alpha = 1.0$	8.49	8.44	12.28	12.21
$m_\alpha = 1.2$	8.32	8.27	10.42	10.34
$m_\alpha = 1.4$	7.73	7.69	9.25	9.18
$m_\alpha = 1.6$	5.84	5.80	5.36	5.30
$\tau^+\tau^- \rightarrow e\nu\nu, \pi\nu$	6.80	6.75	-	-
$\tau^+\tau^- \rightarrow \mu\nu\nu, \pi\nu$	-	-	9.82	9.79

Event Reconstruction

- Signal (New 10M events MC15rd):
 - $\tau \rightarrow e + \alpha$: sig_mcPDG = $\overline{11}$, genMotherPDG = $\overline{15}$, tag_mcPDG = $\overline{211}$
 - $\tau \rightarrow \mu + \alpha$: sig_mcPDG = $\overline{13}$, genMotherPDG = $\overline{15}$, tag_mcPDG = $\overline{211}$
- Background:

MC samples	Luminosity (1/fb)
$\tau\tau$	1444
u(u)	1444
d(d)	1444
s(s)	1444
c(c)	1444
Charged	1444
Mixed	1444
Low multiplicity	
$\mu\mu(\gamma)$	1444
$ee(\gamma)$	36.1
$ee\mu\mu$	361.0
$eeee$	361.0
eek	361.0
$ee\pi\pi$	361.0
$eepp$	361.0

