



Universidad Autónoma
de Madrid



Search for heavy resonances decaying to ZZ or ZW and axion-like particles mediating non resonant ZZ or ZH production at $\sqrt{s} = 13$ TeV

XXXVI Annual Meeting of the Division of Particles and Fields

September 9th, 2022

Rogelio Reyes-Almanza, CINVESTAV.

Phenomenological Models

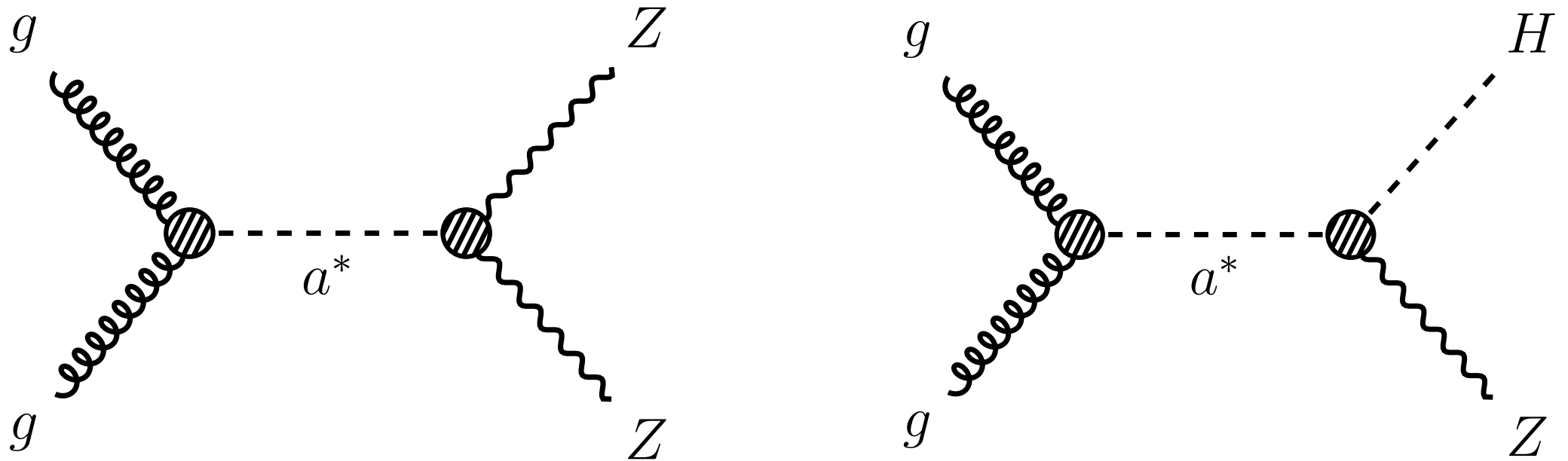
- Bosons like extension of the SM
 - Resonances, Non-resonances, Heavy narrow, or Light-mass and long-lived particles.
- Some resonant examples:
- **Spin-1:**
 - **Heavy Vector Triplet (HVT) model (W' Z')**. Two working points:
 - **Model A:** $g_V = 1$; weakly coupled scenario. BR to fermions and EWK bosons similar;
 - **Model B:** $g_V = 3$; strongly coupled scenario, typical of Composite Higgs Models; BR to EWK bosons dominant; sensitivity dominated by diboson analyses.
- **Spin-2:**
 - **KK-Graviton** from Bulk Warped Extra Dimension model; $k_{\tilde{}} = 0.5$.
 - BR to top, Higgs and EWK bosons are dominant.

Phenomenological Models: ALPs

- **ALPs (Axion-like Particles)** are well motivated theoretically as neutral pseudo-scalar Pseudo-Goldstone Bosons (PGB) of a new spontaneously broken global symmetry. Examples: axions, technipions.
- ALP interactions parameterized with a general **Effective Field Theory Lagrangian**, consistent with SM gauge symmetries and CP. Two implementations of EFTs: linear (related to weakly coupled new physics models, minimal) and chiral (related to strongly coupled new physics models, more parameters).
- **ALP interactions are derivative**: they grow with momentum; couplings are proportional to Wilson coefficient c and inversely proportional to new physics energy scale f_a . This is a real advantage for high-energy experiments.
- Colliders allow searches in a wide range of ALP masses and couplings. We can explore ALP masses beyond astrophysical constraints, and even there, provide important crosschecks. [At the LHC, natural sensitivity is to \$f_a\$ scales in the TeV region.](#)

Phenomenological Models: GGF ALP-Mediated Processes

- Gluon-initiated ALP-mediated processes provide new possibilities to test the ALP universe beyond classical searches.
- These channels are sensitive to the product of the ALP coupling to gluons times the coupling to EWK dibosons.

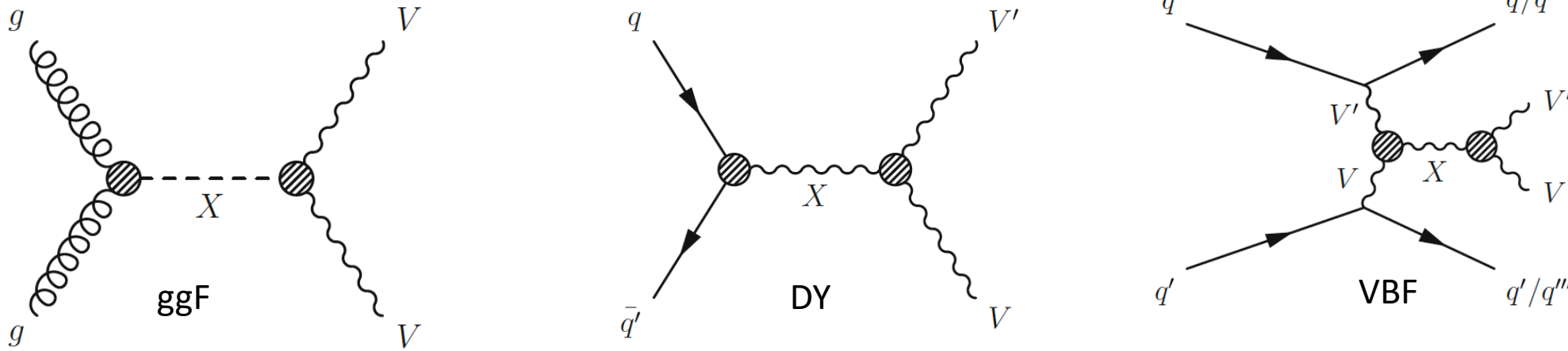


GGF ALP-Mediated Non-Resonant Diboson Production

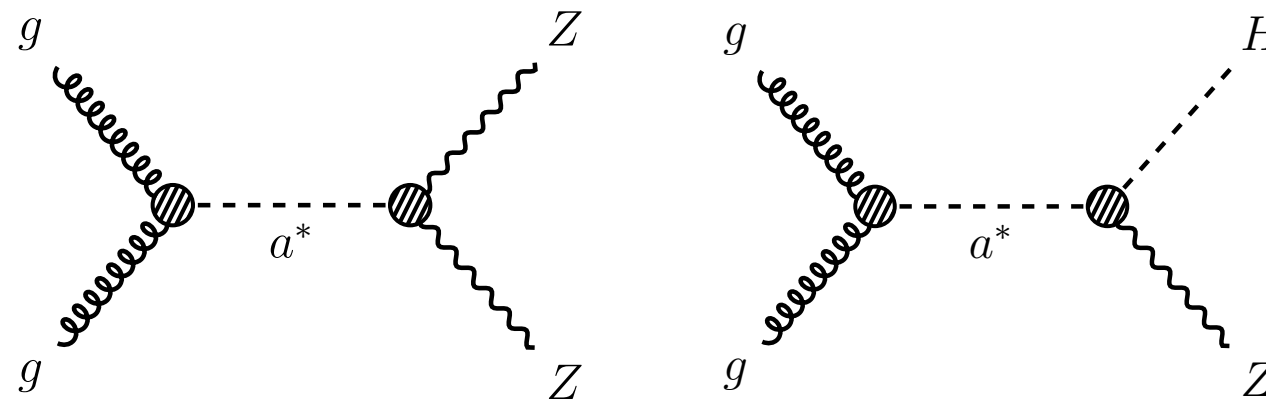
- **Off-shell ALP production.** This is very promising because the cross-sections are large enough to constraint significantly the theoretical models using data.
- ALPs are **s-channel mediators** in $gg \rightarrow VV$ production with $\hat{s} \gg M_a^2$. The size of \hat{s} is enhanced by the mass threshold of the on-shell diboson system in the final state; but most importantly by the hard p_T -spectrum provided by the derivative couplings.
- The analysis uses the ZV, WW, ZH searches looking for **high- p_T / high-mass deviations** in the tails of the transverse momentum / mass spectra with respect to SM expectations.
- For ALPs light enough the cross-sections, kinematical distributions, and expected limits are found independent of M_a , **from the very-light limit up to masses of the order of 100 GeV.**

Hadron Z / W / H: Resonances and Non-resonances

ATLAS, Eur. Phys. J. C 80 (2020) 1165



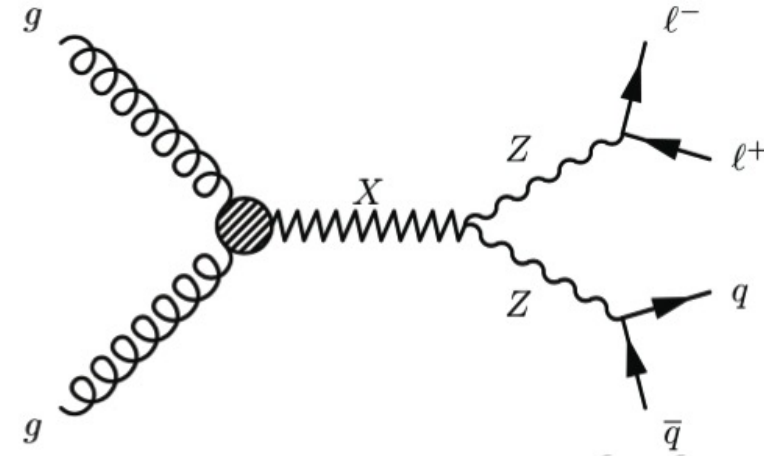
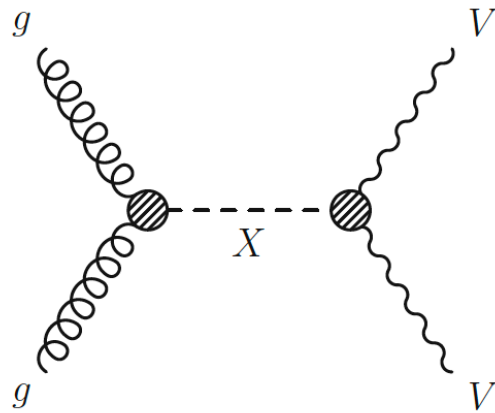
ALPS →



gluon-initiated ALP-mediated

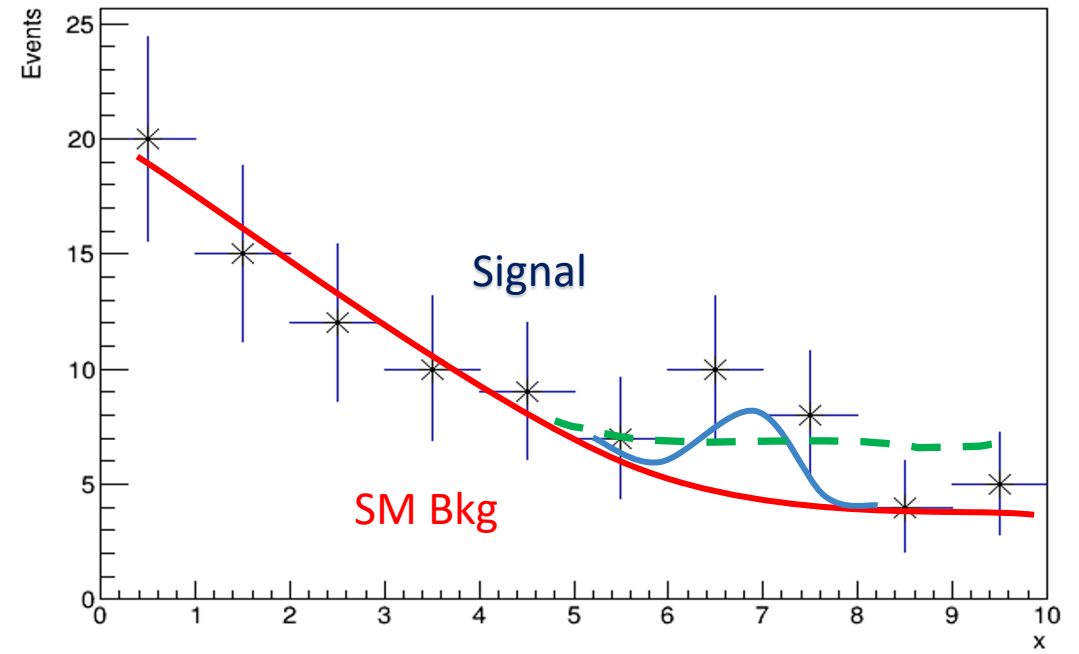
CMS, JHEP 04 (2022) 087

Hadron Z / W / H: Resonances and Non-resonances

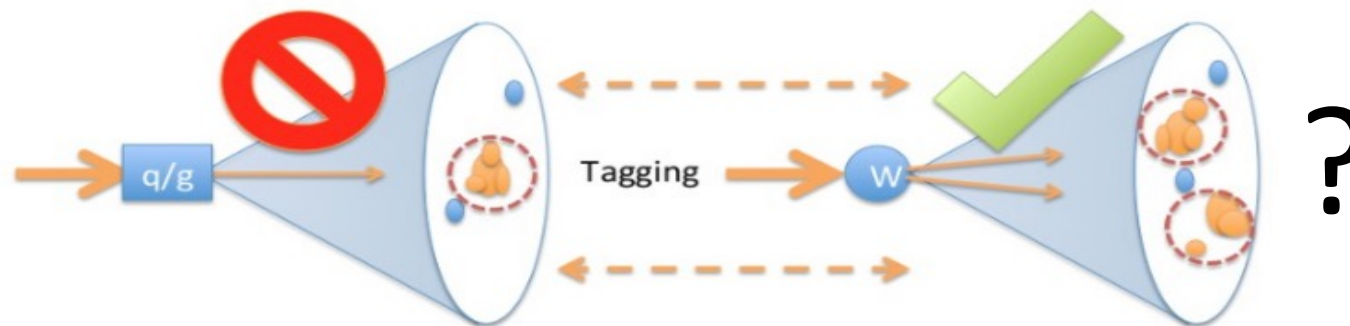
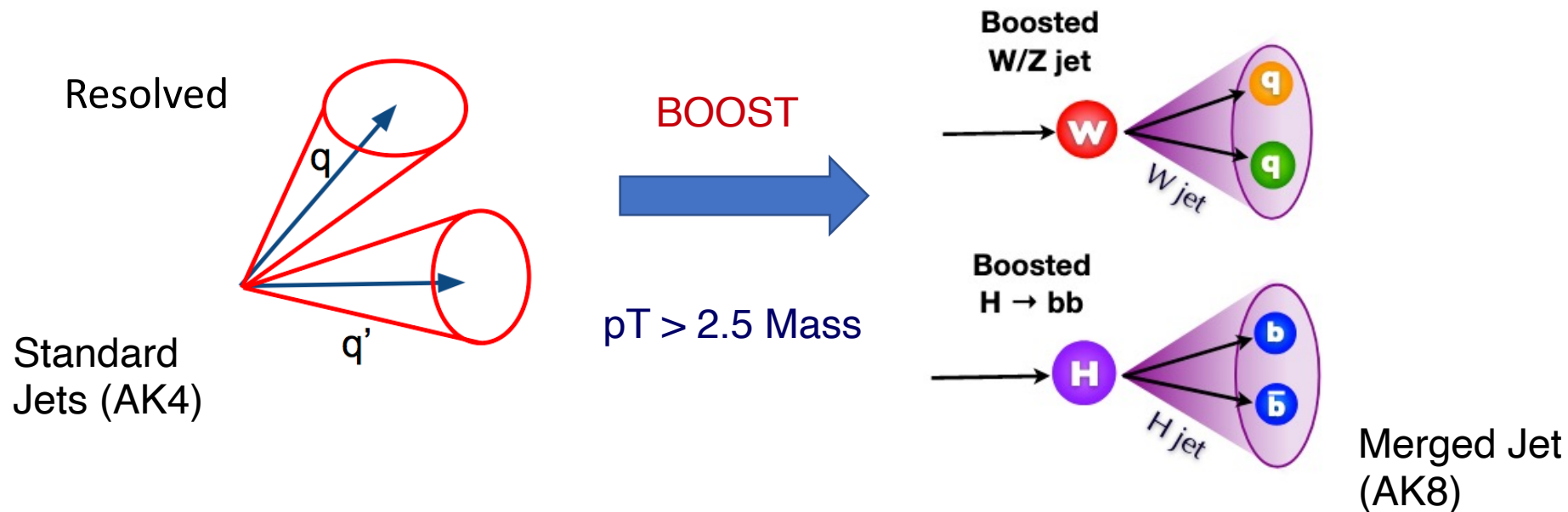


Pros: Large Branching Fractions
-Sensitive in 400-2000 GeV mass region

Cons: Large backgrounds from V+jets, QCD.
-Estimate via NLO QCD and/or sideband (SB) data.



Hadron Z / W / H: Heavy Resonance = Boosted Regime

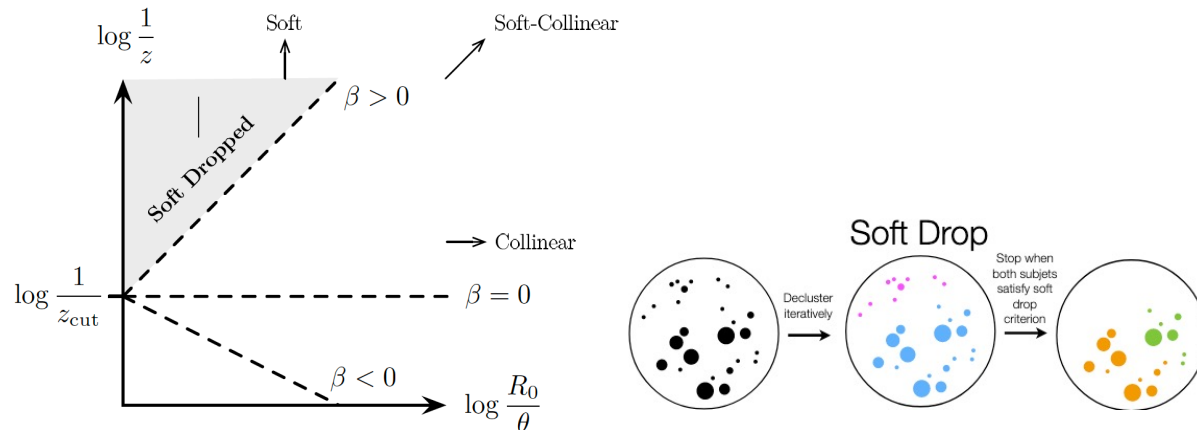


Z, W, H Jets vs QCD

- Standard discrimination against QCD in CMS uses:
 1. **PU mitigation**: **CHS**: Charged Hadron Subtraction, **PUPPI**: Pile Up Per Particle Identification.
 2. **Jet Grooming**: Recluster jet removing soft radiation and wide angle constituents (PU). Main observable is the groomed $M(J)$; grooming pushes QCD to lower $M(J)$ values and improves signal mass resolution. **The Soft Drop method**.
 3. **Jet Substructure**: **N-subjettiness** is a measure of how consistent a jet is with a hypothesized number of subjets.
 4. **B-tagging** in boosted topologies: DeepCSV: Combined Secondary Vertex on SD subjets; Double-B: Double b-tagging (mostly) dedicated to boosted H decays. DeepJet, DeepAK8 and etc.

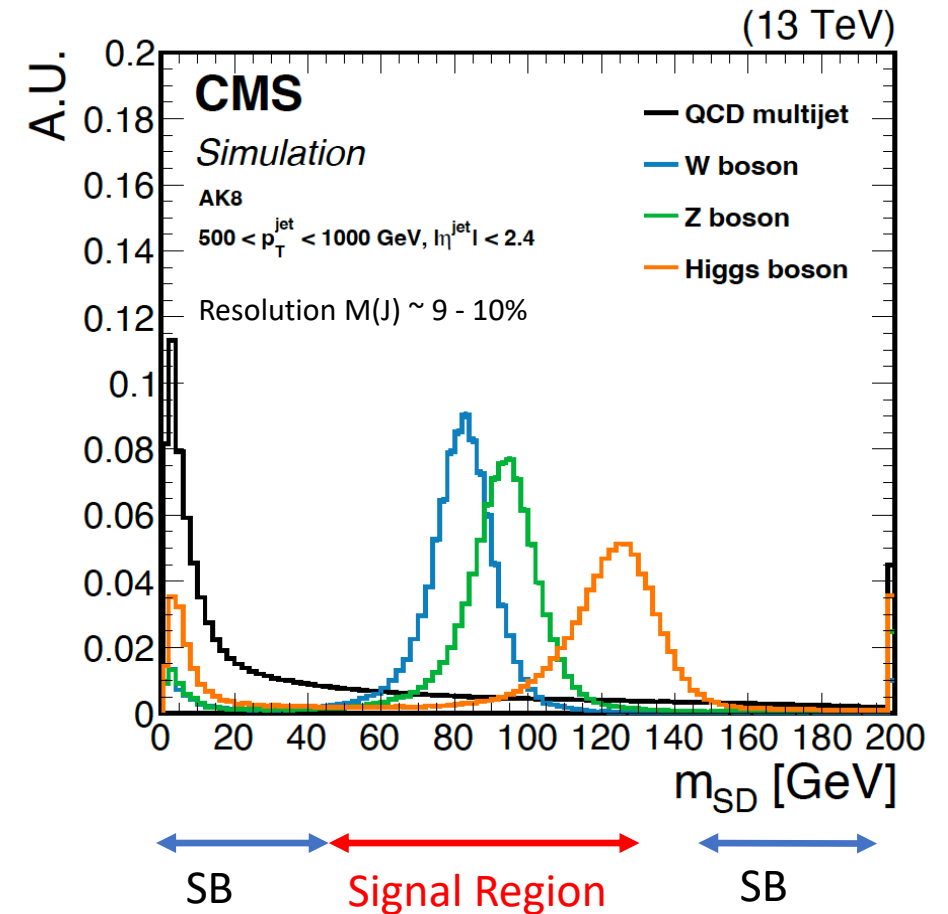
Z, W, H Jets vs QCD: Soft Drop Grooming (SD)

- After re-clustering CA into 2 subjets:
- If $\frac{\min(p_{T1}, p_{T2})}{p_{T1} + p_{T2}} > z_{cut} \left(\frac{\Delta R_{12}}{R_0} \right)^\beta$, declare SD jet is defined.
- Else, drop softer subjet and iterate on harder one.
- For $\beta = 0$, soft radiation removed (A.K.A Modified mass drop tagger)



- Two subjets returned by the SD algorithm are used to calculate the SD jet mass

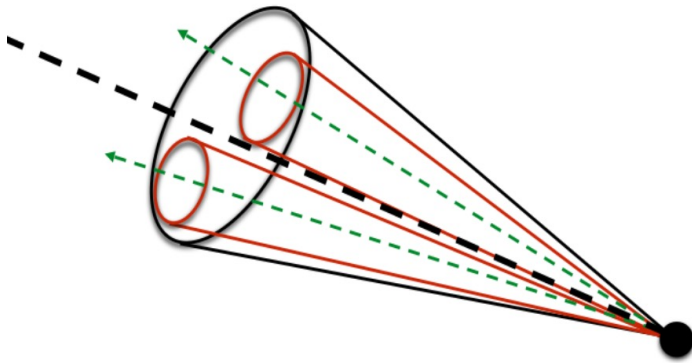
CMS Collaboration, JINST 15 (2020) P06005



Z, W, H Jets vs QCD: N-subjettiness

We know how many final state objects to expect from Boson decays

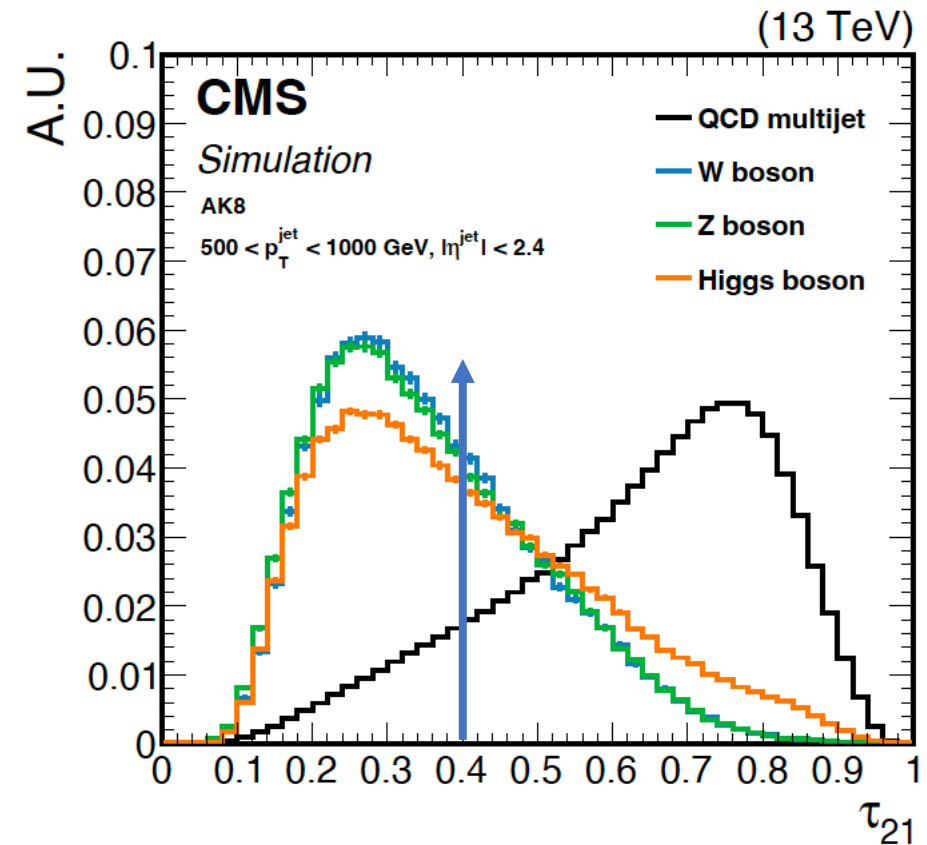
- Can look inside the jet for the expected substructure
 - Top decays → 3 subjets
 - W/Z/H decays → 2 subjets



$$\tau_N = \frac{1}{\sum_i p_{T,i} \cdot R} \sum_i p_{T,i} \cdot \min(\Delta R_{1,i}, \Delta R_{2,i}, \dots, \Delta R_{N,i})$$

- τ_N provides a measure of the number of subjets that can be found inside of the jet.
- Low $\tau_N \rightarrow$ consistent with N (or fewer) subjets

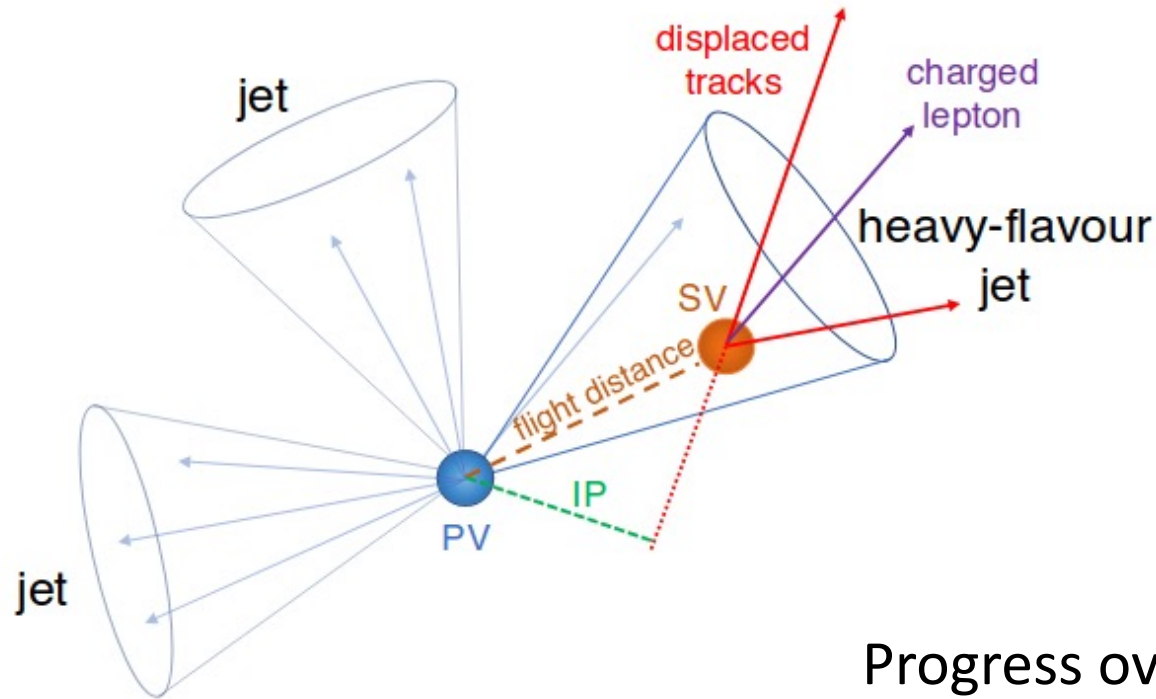
- $\tau_{21} = \tau_2 / \tau_1$ is found a very powerful discriminant boosted decays
- Analysis uses HP cut $\tau_{21} < 0.4$



CMS Collaboration, JINST 15 (2020) P06005

Z, W, H Jets vs QCD: B-tagging Subjets

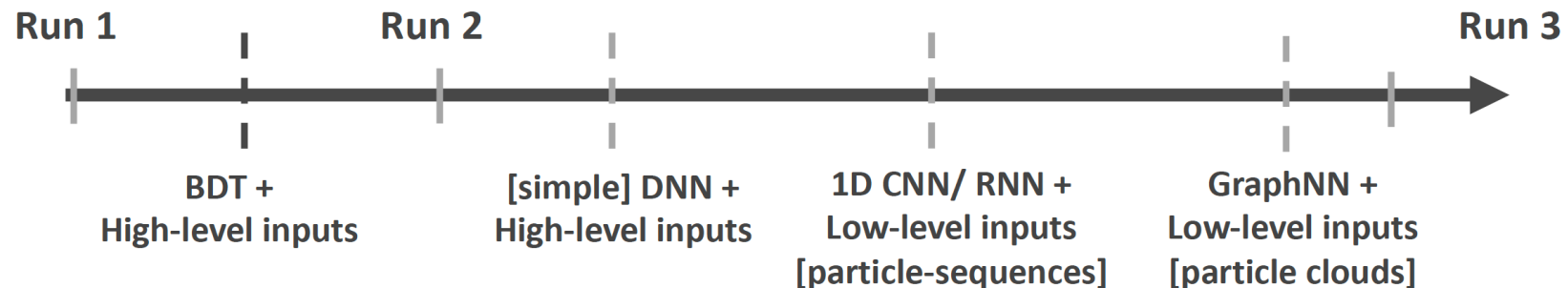
CMS Collaboration, JINST 15 (2020) P06005



Key ingredients for **b/c vs. light** :

- ❑ Large lifetime & decay lengths
 - ❑ Displaced vertices/tracks
 - ❑ Large impact parameters
 - ❑ Non-isolated leptons (soft)
 - ❑ Harder fragmentation
-
- ❑ Analysis uses DeepCSV technique
 - ❑ Tagged event: 1Loose + 1Medium

Progress over years

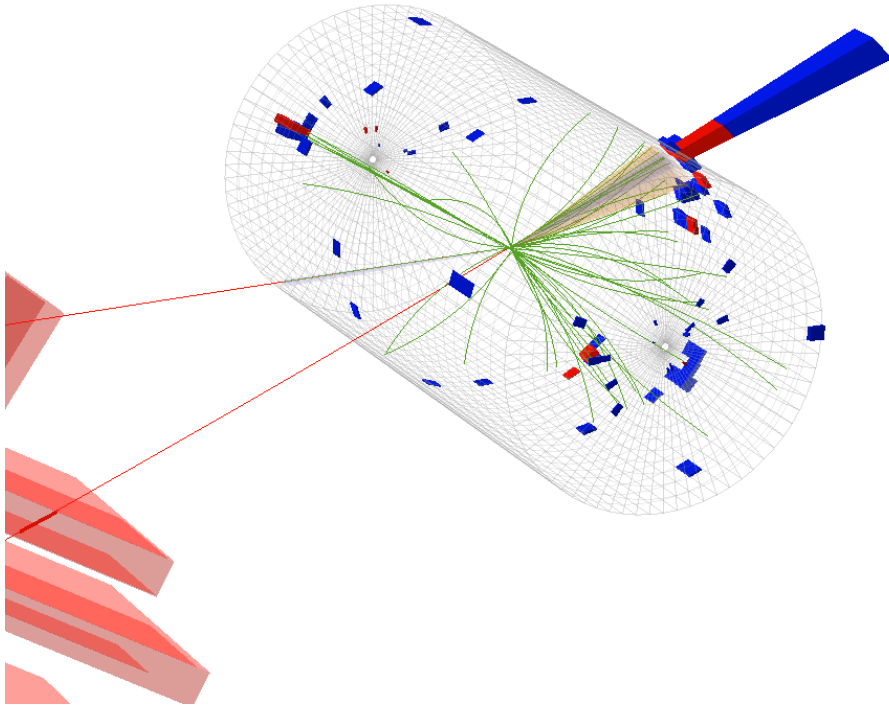


Selection events

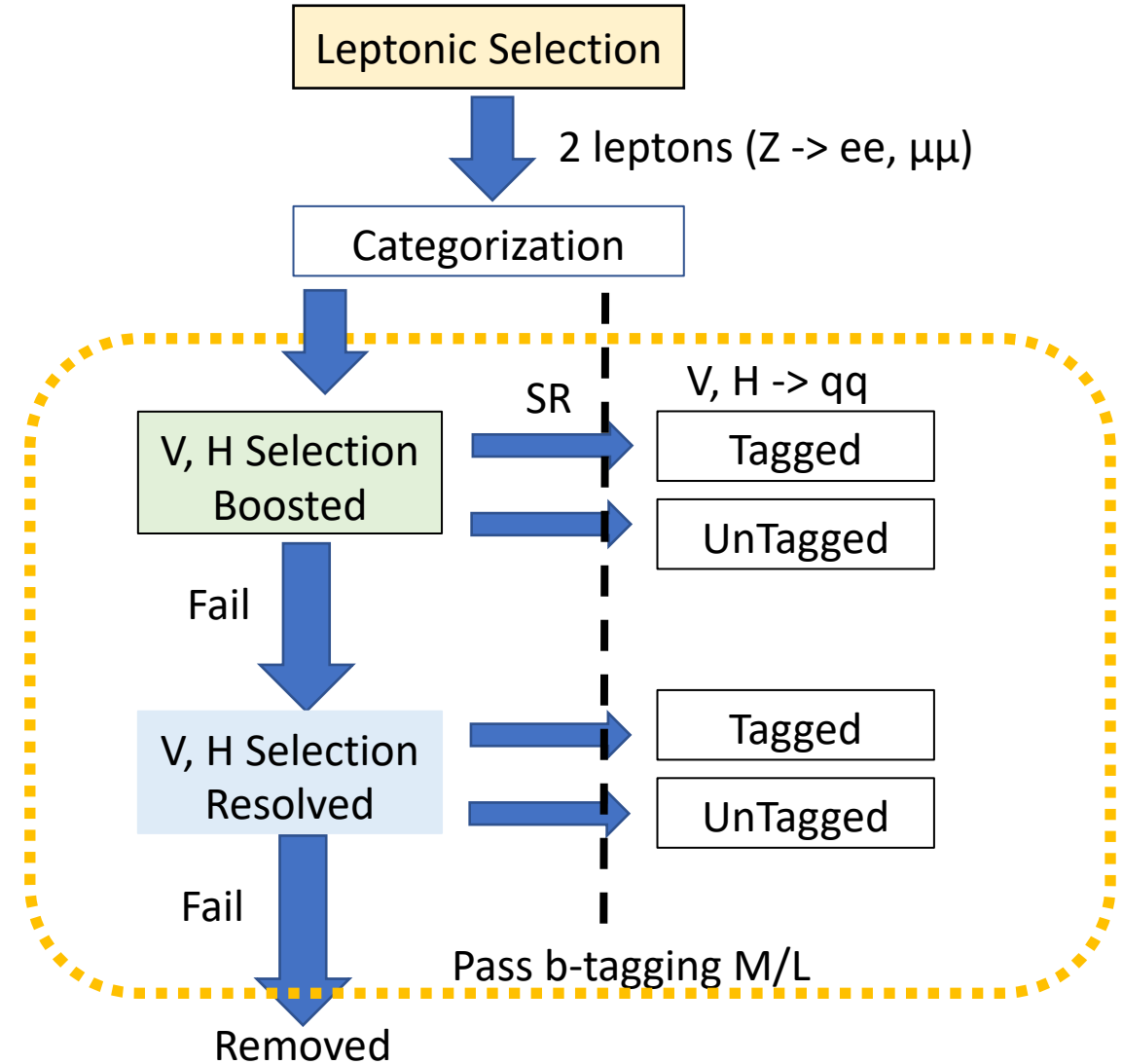
Selection and Categorization Events



CMS Experiment at LHC, CERN
Data recorded: Sun Aug 26 20:00:21 2018 CEST
Run/Event: 321818 / 564277370



- Both Boosted and Resolved considered
- Background estimated using SB data-corrected
- NLO Z+jets MC prediction
- Categorization based on b-tagging



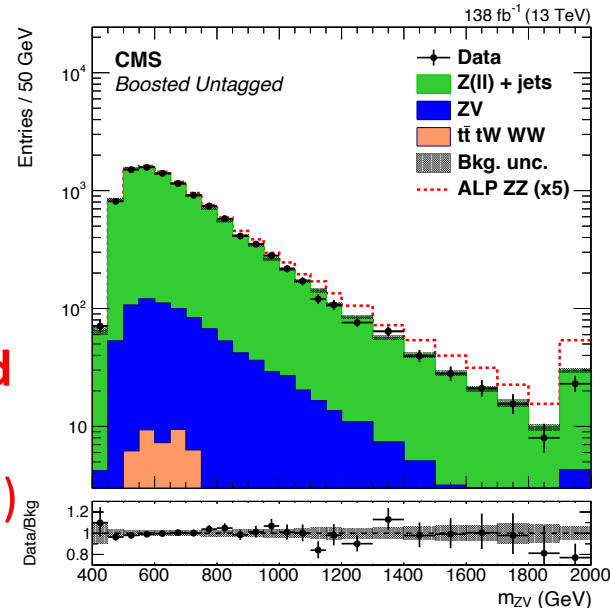
Results

SR1 ZZ/ZW: 2l2q Mass Distributions

- Fit $m(ZV)$ distributions for electrons / muons, boosted / resolved, tagged / untagged categories in SR1 + SB.
 - Z+jets normalizations float in the fit.
 - Z+jets shape corrections float in the fit.
- Signal (red line) normalized to 95% CL ALP linear ZZ cross-section limit for $f_a = 3$ TeV.

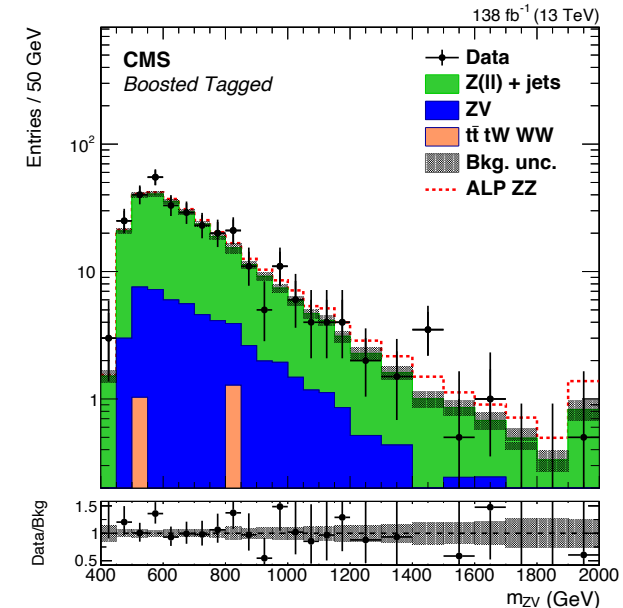
**Boosted
Untagged**

(10948 ev.)



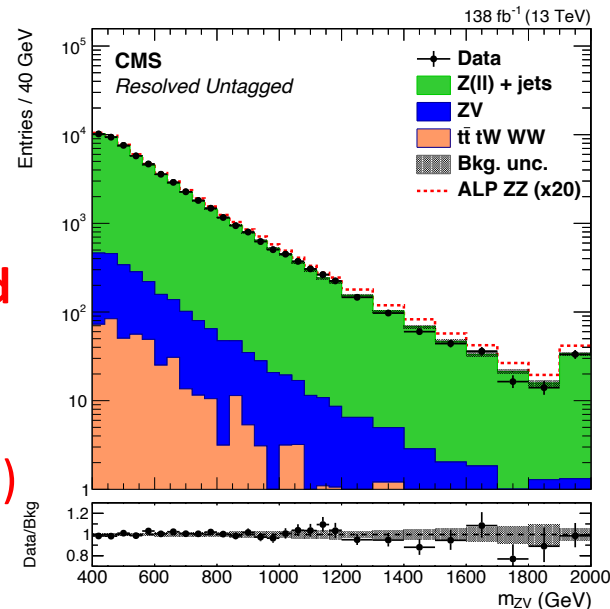
**Boosted
Tagged**

(312 ev.)



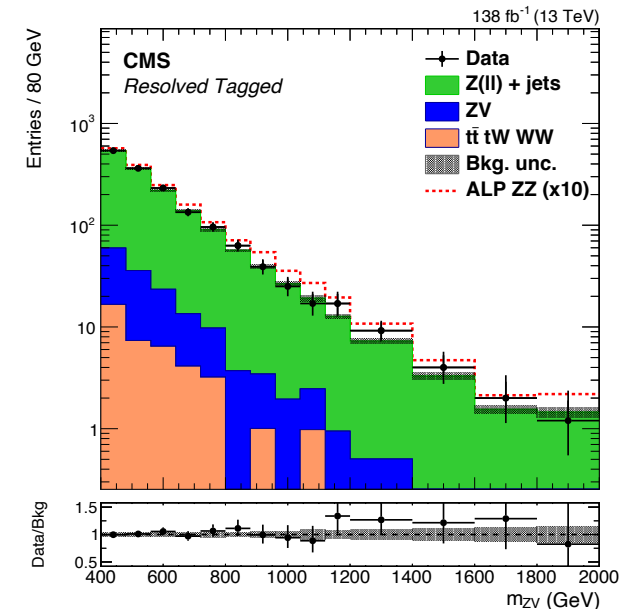
**Resolved
Tagged**

(1566 ev.)



**Resolved
Untagged**

(56324 ev.)



SR2 ZH: 2l2q Mass Distributions

- Fit $m(\text{ZH})$ distributions for electrons / muons, boosted / resolved, tagged / untagged categories in SR2 + SB.

- Z+jets normalizations float in the fit.

- Z+jets shape corrections floating in the fit.

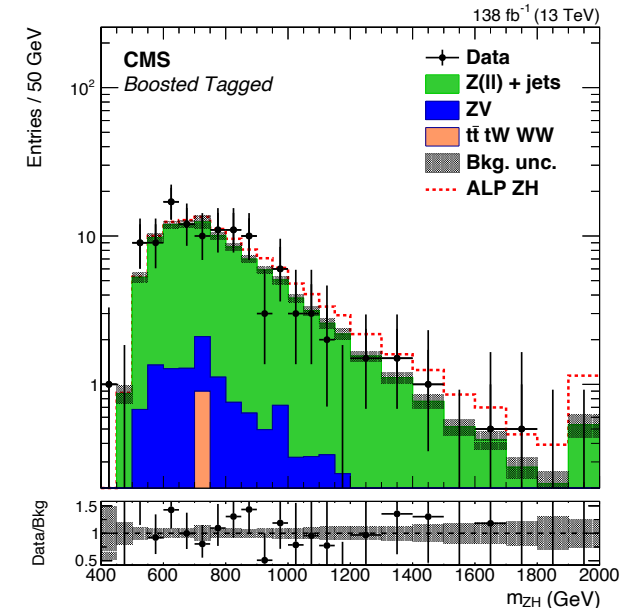
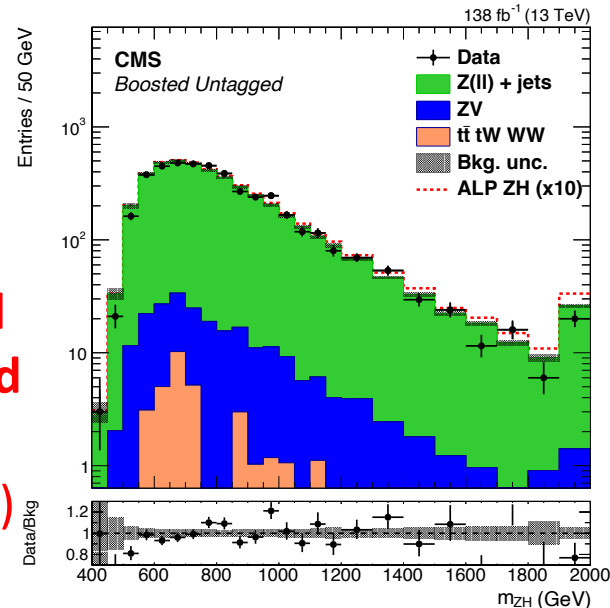
→ Signal (red line) normalized to 95% CL ALP chiral ZH cross-section limit for $f_a = 3$ TeV.

**Boosted
Untagged**

(4499 ev.)

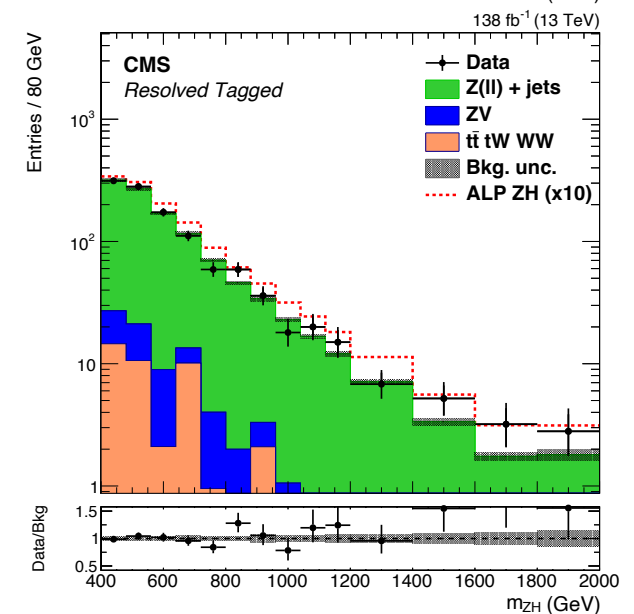
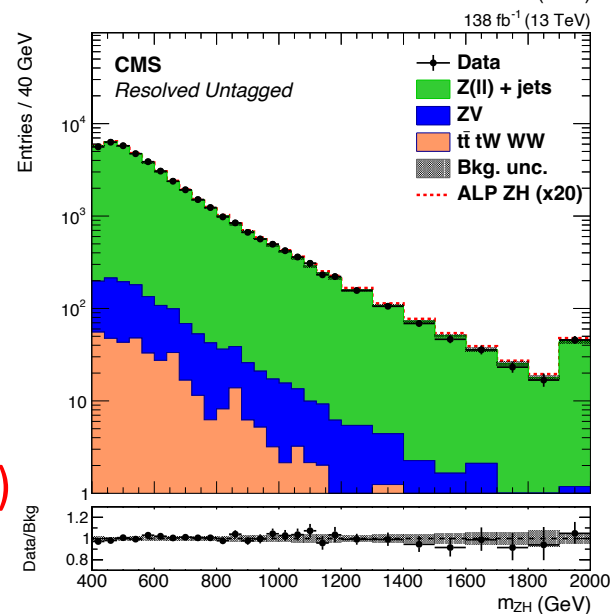
**Resolved
Untagged**

(42662 ev.)



**Boosted
Tagged**

(117 ev.)



**Resolved
Tagged**

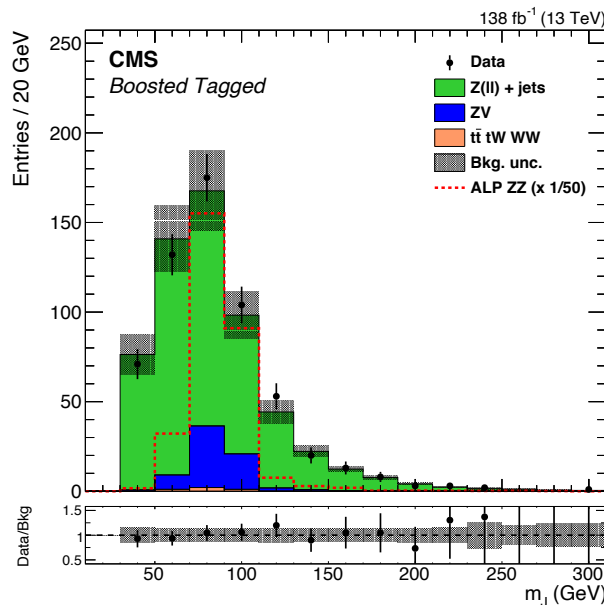
(1130 ev.)

Boosted $m(J)$ / Resolved $m(jj)$ Distributions

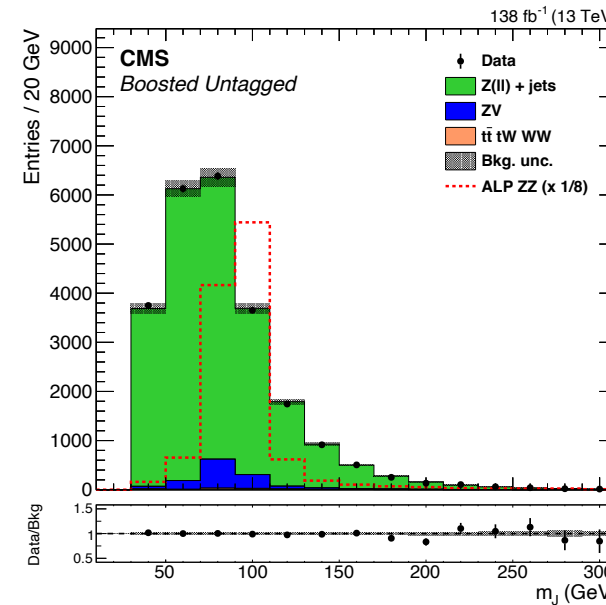
- Postfit background normalization.

→ Signal (red line) normalized to hypothetical ALP linear cross-section with 1TeV^{-1} couplings to gluons and ZZ , and $f_a = 3\text{TeV}$.

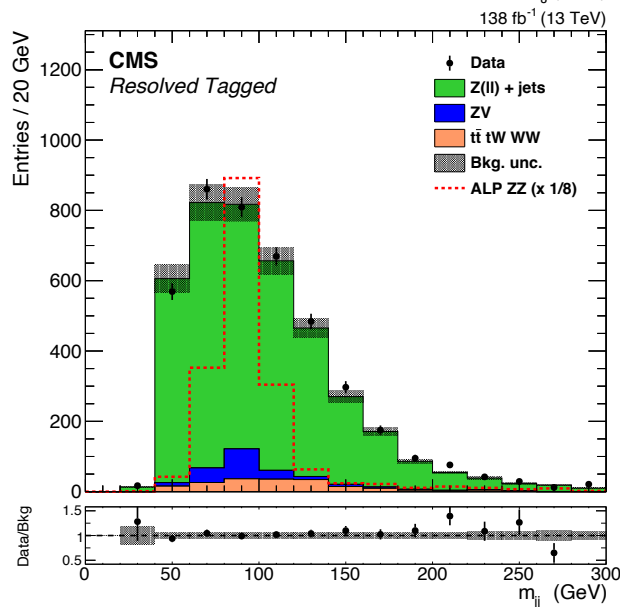
Boosted Tagged



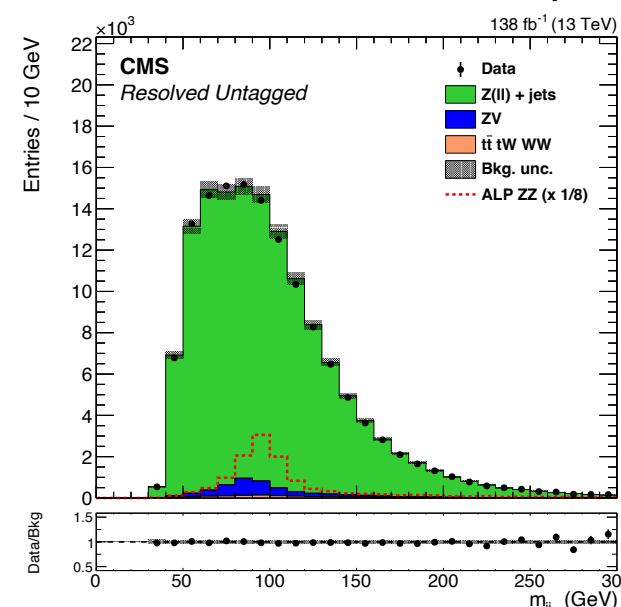
Boosted Untagged



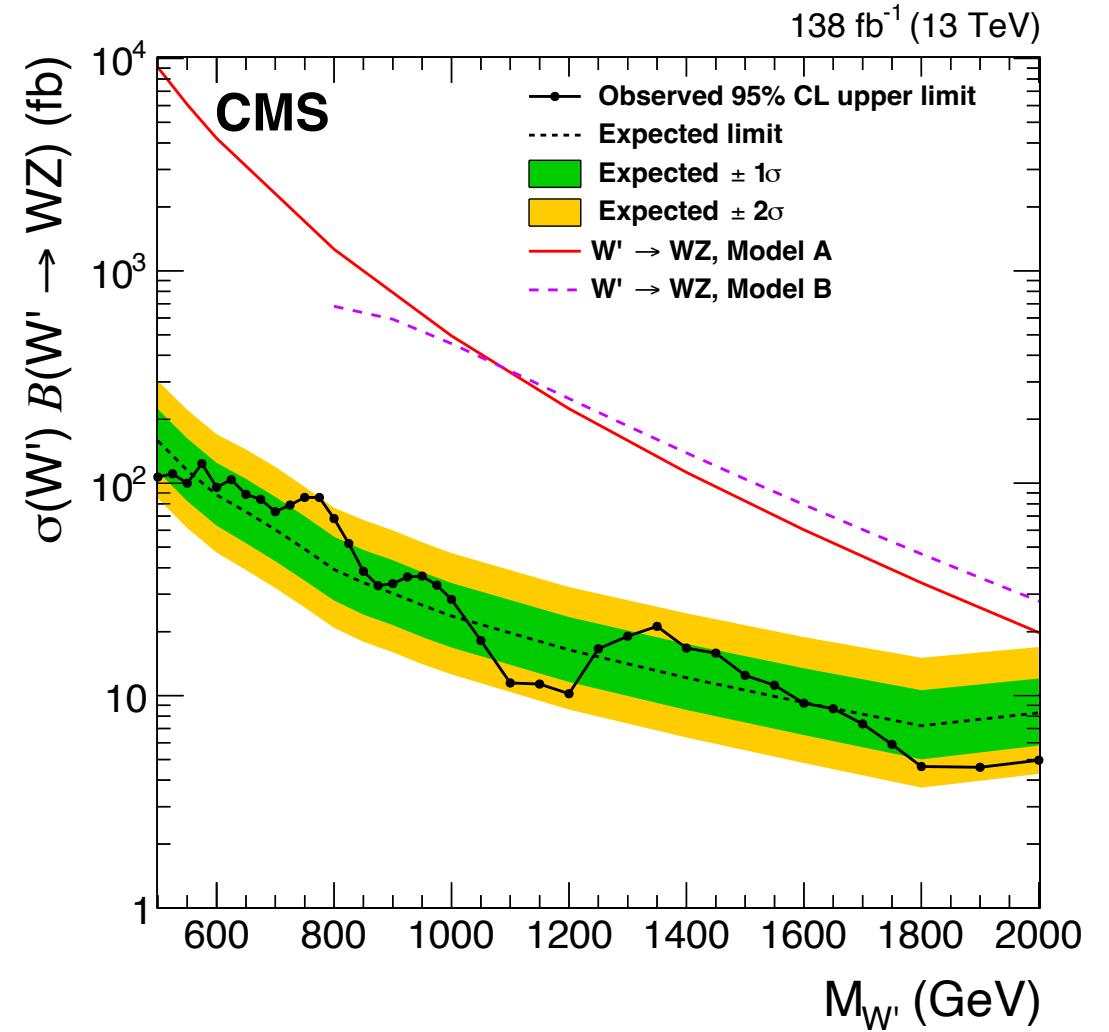
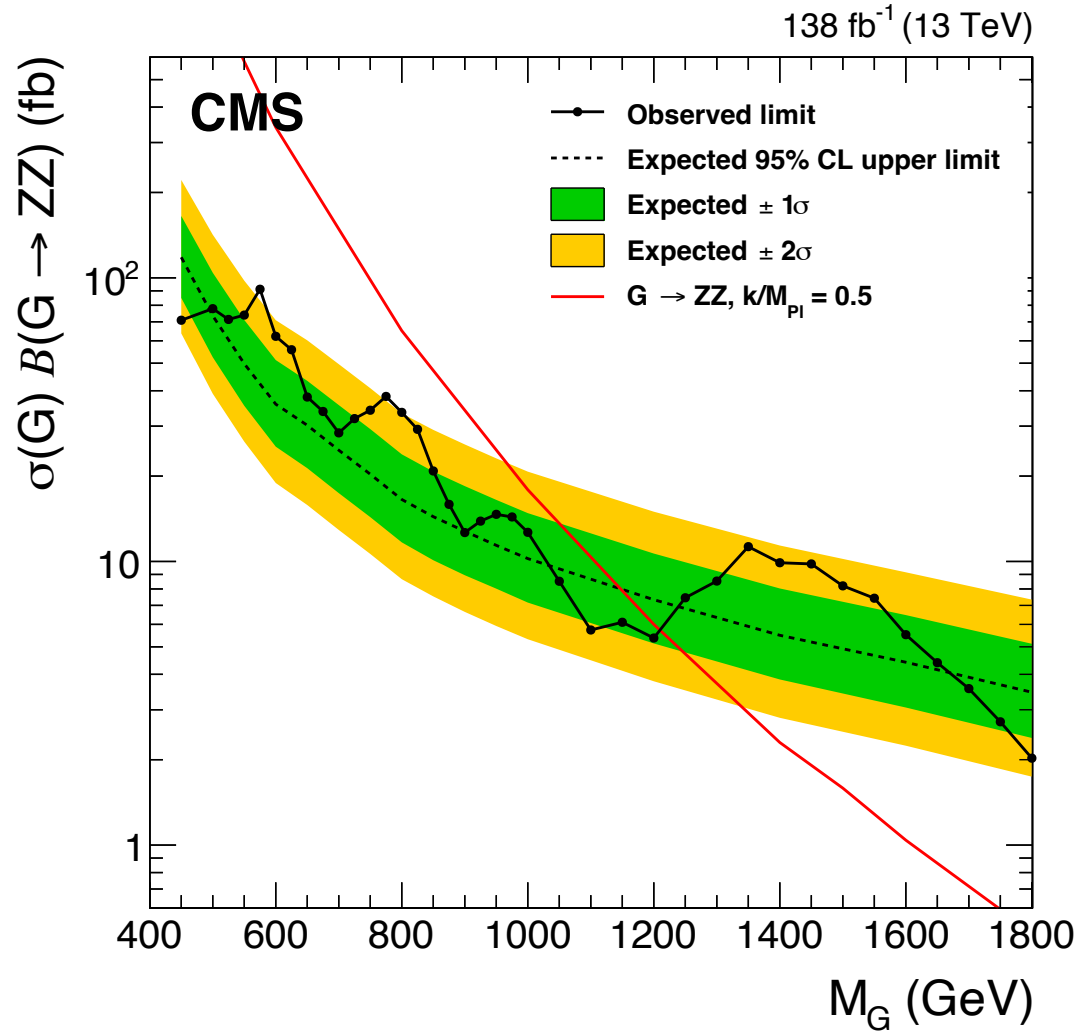
Resolved Tagged



Resolved Untagged

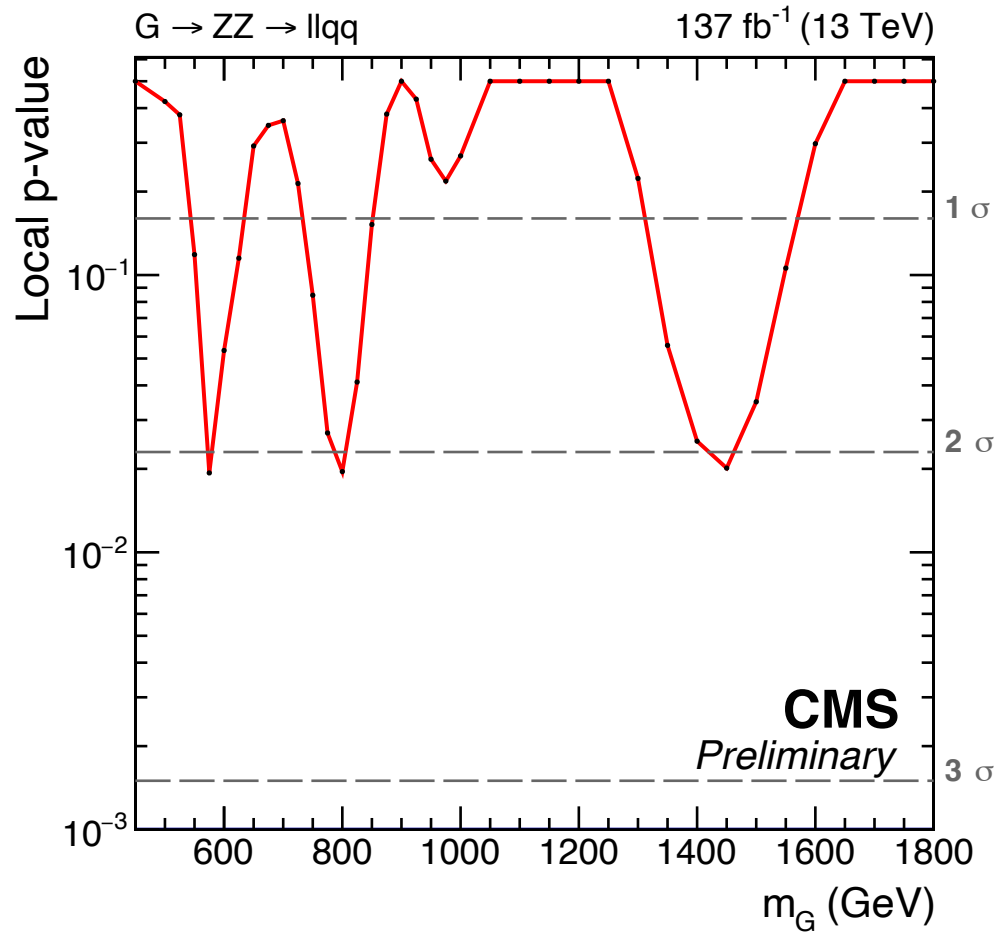


Observed and expected Limits: Bulk and W'

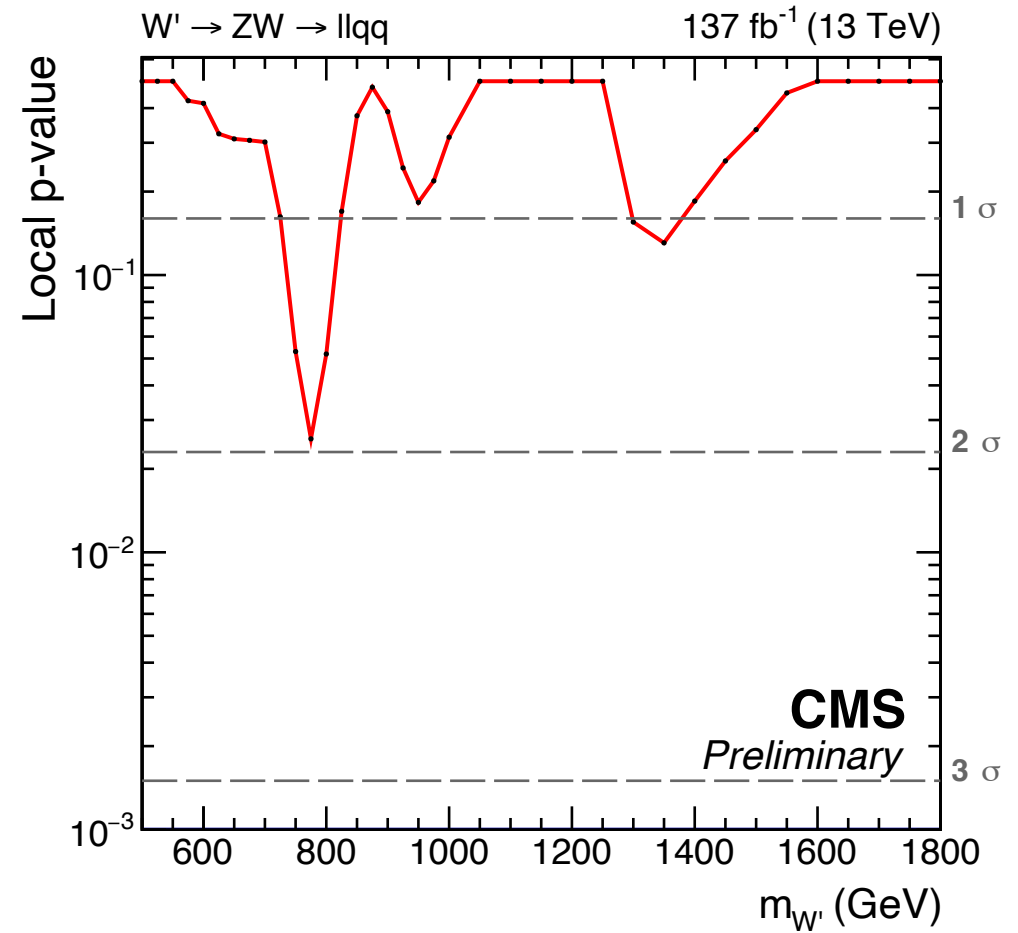


- These limits improve published results of 2016 in the 450-1800 GeV region by a factor of 2.5-3

Observed Local p-values: No significant excess

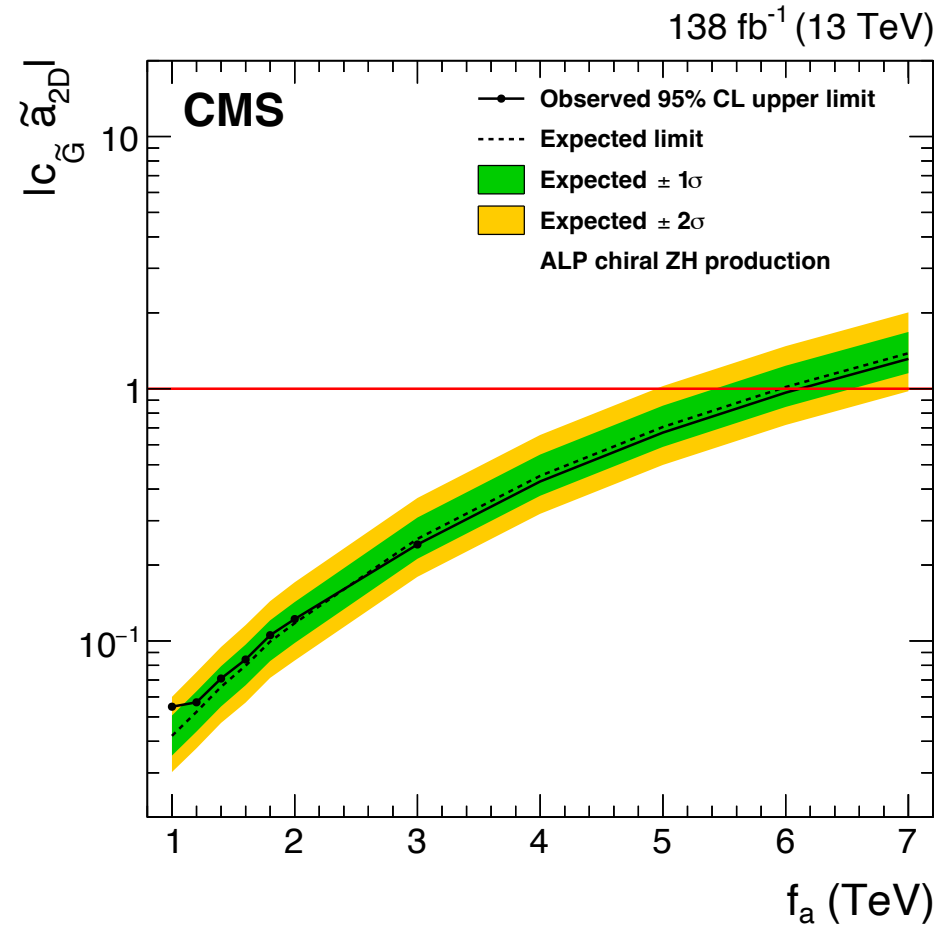
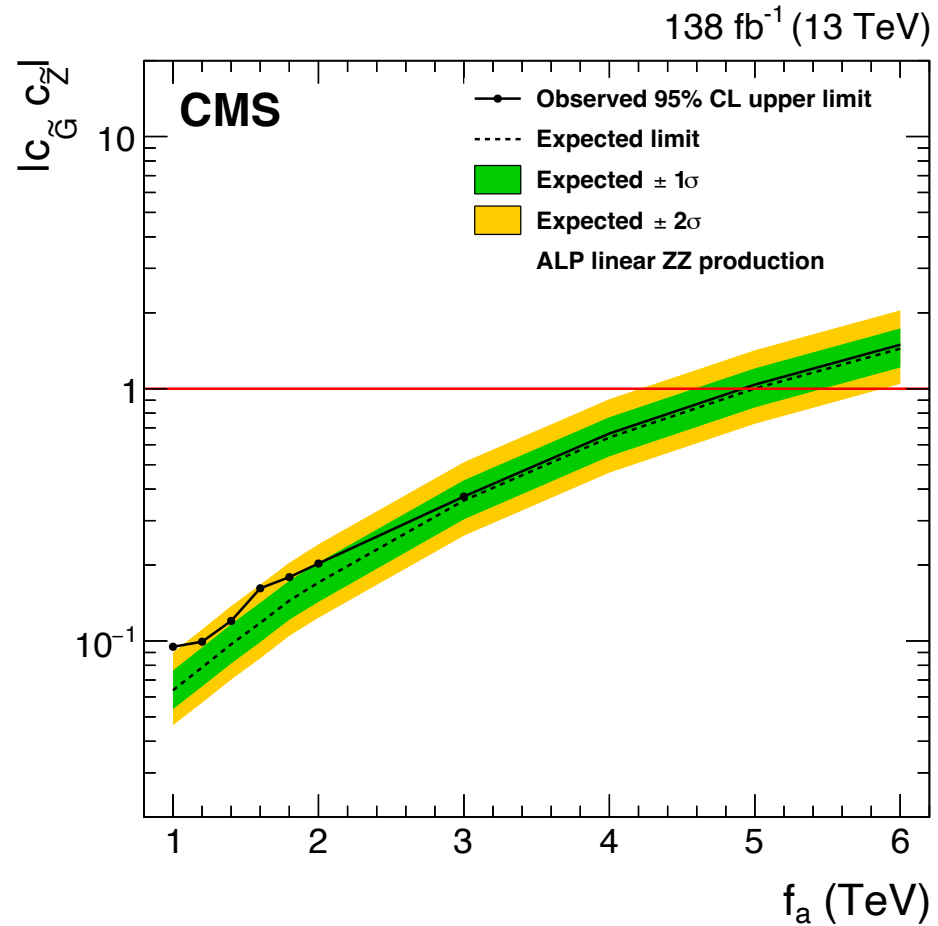


Bulk Graviton



HVT W'

Observed and Expected ALP Limits: ALP linear ZZ and chiral ZH



Observed and Expected ALP Limits

- Expected and observed 95% CLs upper limits on $\sigma(gg \rightarrow a^* \rightarrow ZZ/ZH)$ (fb) for $f_a = 3$ TeV.

Model	Expected					Observed
	-2σ	-1σ	Median	$+1\sigma$	$+2\sigma$	
ALP linear ZZ	79	107	151	218	304	162
ALP chiral ZH	32	39	64	94	134	57

- For $f_a \geq 3$ TeV the observed (expected) 95% CL limits on:
 - ALP linear ZZ: $|c_G \cdot c_Z| / f_a^2 = 0.0415$ (0.0400) TeV^{-2} ,
 - ALP chiral ZH: $|c_G \cdot \tilde{a}_{2D}| / f_a^2 = 0.0269$ (0.0281) TeV^{-2} .

Back up

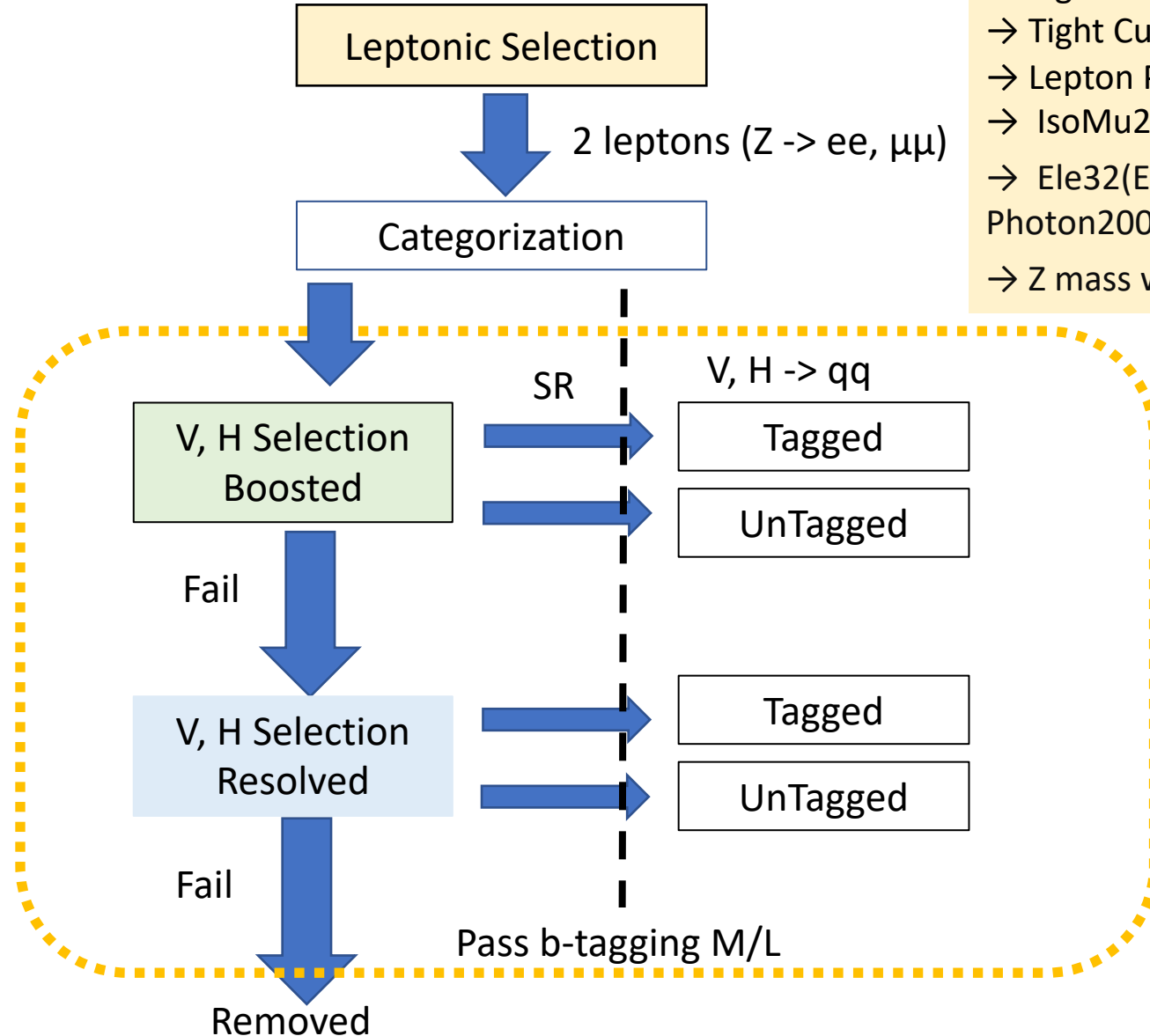
Event Selection and Categorization

Boosted V/H

AK8 PF jet – Boosted V tagging
with PUPPI softdrop mass
and τ_{21} HP cut
→ V/H Pt > 200 GeV
→ Z(II) Pt > 200 GeV
V SR1(m_J) : 65→105 GeV
H SR2 (m_J): 95→135 GeV
SB : 30→65 + 135→ 300 GeV
B-tagging: 1Loose 1Medium

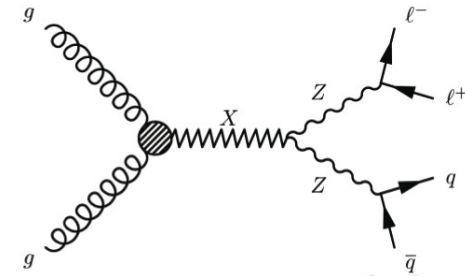
Resolved V/H

2 AK4 PF jets - **If no Boosted V candidate** look for dijet
→ V/H Pt > 150 GeV
→ Z(II) Pt > 150 GeV
→ $\Delta R(jj) < 1.5$
V SR1 (m_{jj}) : 65→110 GeV
H SR2 (m_{jj}) : 95→135 GeV
SB : 30→65 + 135→180 GeV
B-tagging: 1Loose 1Medium



Leptonic Z

- Tight Muon ID with Loose PF Iso
- Tight Cut Based Electron ID
- Lepton Pt > 40 GeV
- IsoMu24 (IsoMu27)
- Ele32(Ele27)_WPTight || Ele115 || Photon200 (Photon175)
- Z mass window: $76 < M(\ell\ell) < 106$ GeV



Systematic Uncertainties: Normalization

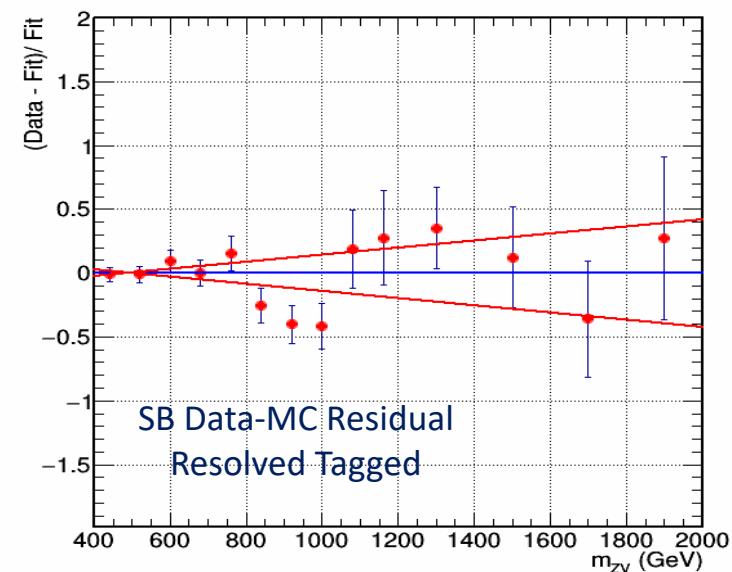
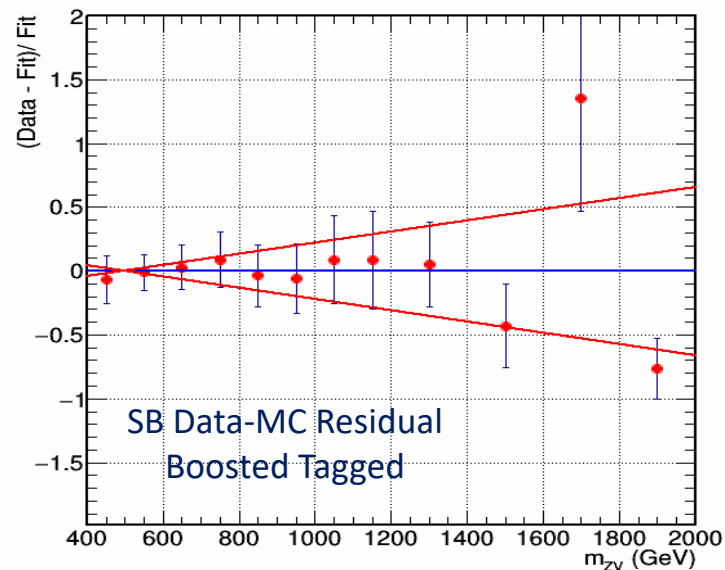
Source	Boosted		Resolved	
	Background	Signal	Background	Signal
Integrated luminosity		1.8		1.8
Electron trigger and ID		2.0		2.0
Muon trigger and ID		1.5		1.5
Electron energy scale	0.8	<0.1–0.2	0.9	<0.1
Muon momentum scale	0.5	<0.1–0.1	0.6	<0.1
Jet energy scale	1.0	<0.1–0.1	2.8	0.1–1.9
Jet energy resolution	0.3	<0.1–0.3	0.3	1.0
b tag SF untagged	0.1	1.0–7.4	0.1	0.7–2.2
b tag SF tagged	12	12	3.6	4
Mistag SF untagged	0.3	<0.1–0.2	0.2	0.1
Mistag SF tagged	3.5	0.1–0.3	3.8	0.4–1.0
SM ZV production	12	—	12	—
t + X normalization	4 ($e\mu$)	—	4 ($e\mu$)	—
V identification (τ_{21})	5 (ZV)	5	—	—
V identification (extrap.)	—	2.6–6.0	—	—
V mass scale	0.6 (ZV)	0.4–0.8	—	—
V mass resolution	5.0 (ZV)	5.0–6.0	—	—
Pileup	0.5	0.1–0.2	0.1	0.1–0.2
SR-to-SB norm. ratio	3 (DY)	—	5 (DY)	—
PDFs	—	1.5–1.6	—	0.3–1.1
QCD renorm./fact. scales	—	0.1–0.3	—	0.2–0.3

Z+jets Background Shape Systematic

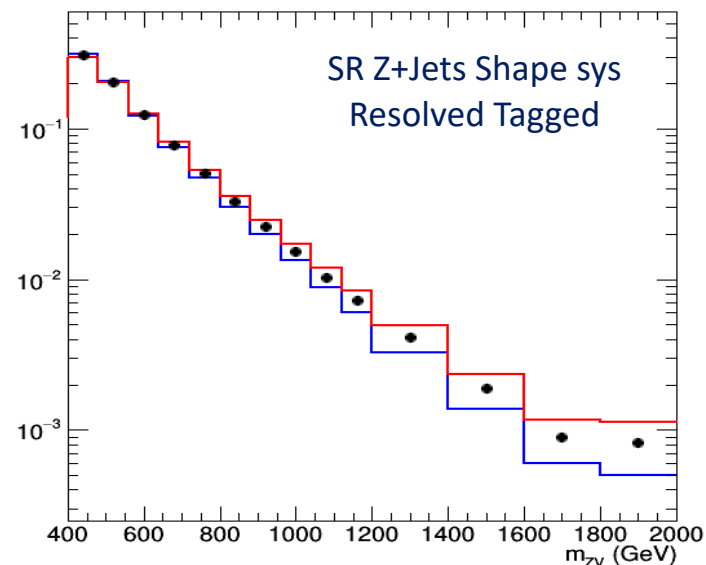
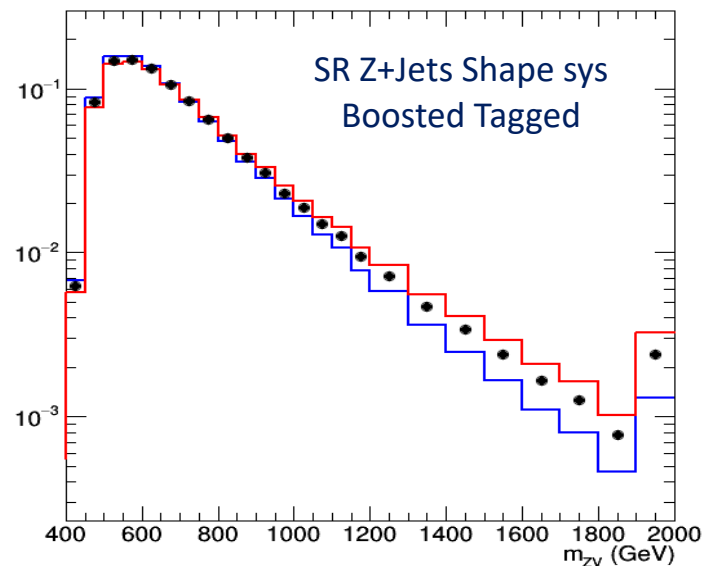
- Corrections to the shape of the $m(ZX)$ distributions of the Z+jets background are implemented multiplying the MC predictions in the SR and SB regions by a linear function.
- **One single parameter:** slope (s) of the linear shape correction.
- The linear shape correction is **conventionally defined as 1 for $m(ZX) = 500$ GeV**. Other definitions are equivalent; the change is absorbed in a redefinition of the overall normalization.
- **In the SB-only and SR + SB fits, the linear shape correction is allowed to float, constrained by the residual differences between data and simulation.**

Z+jets Background Shape Systematic

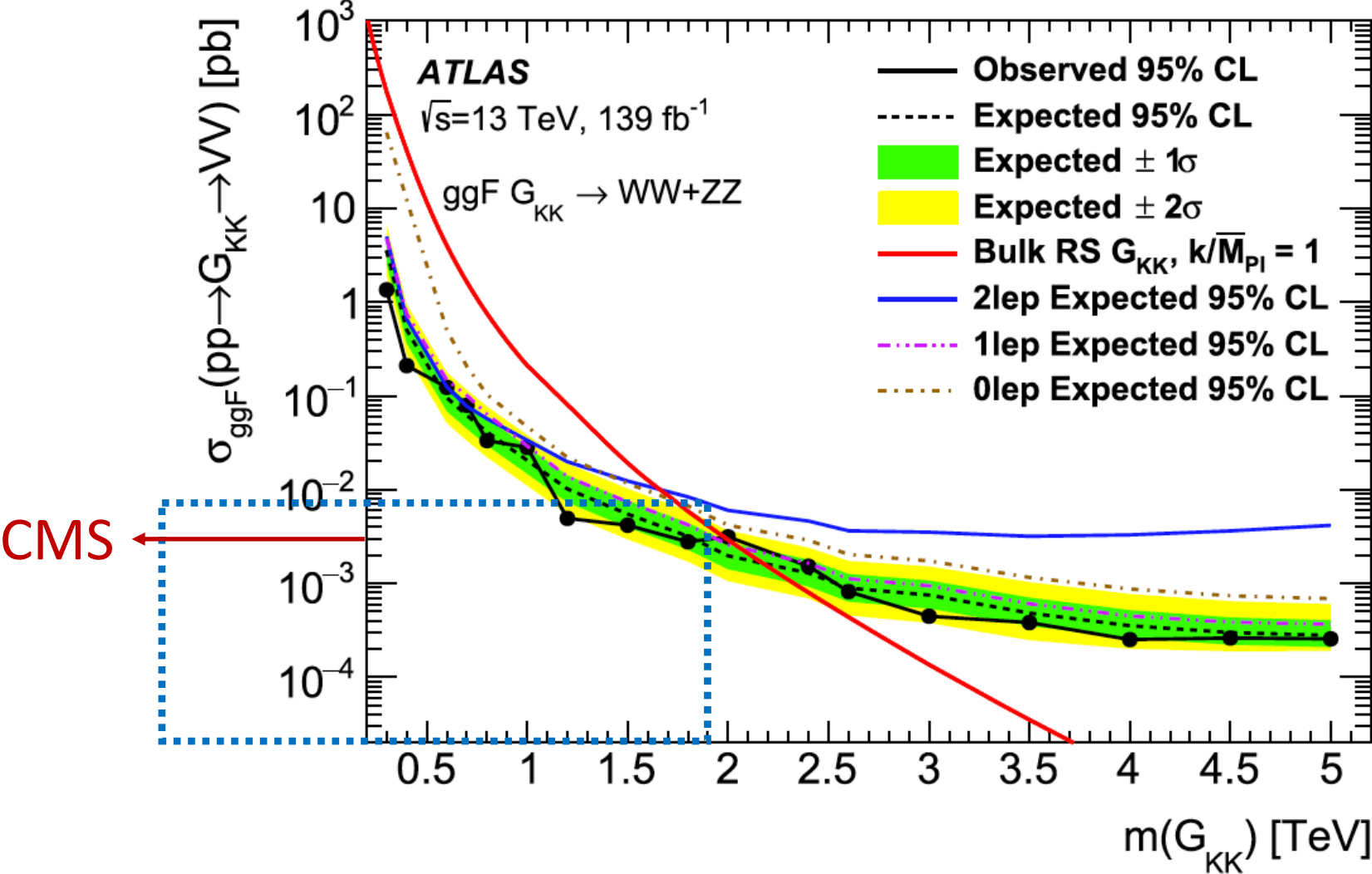
- Residuals data-MC from SB fit. Red lines correspond to 2σ of the error given by the fit.



- SR: Z+jets standard (dots), Z+jets - 2σ (blue), Z+jets + 2σ (red).



Expected Limits: Bulk Graviton



Expected Limits: Bulk Graviton

