


HEAVY QUARK MESONS FROM A NON RELATIVISTIC FRAMEWORK

Alfredo Raya

IFM-UMSNH




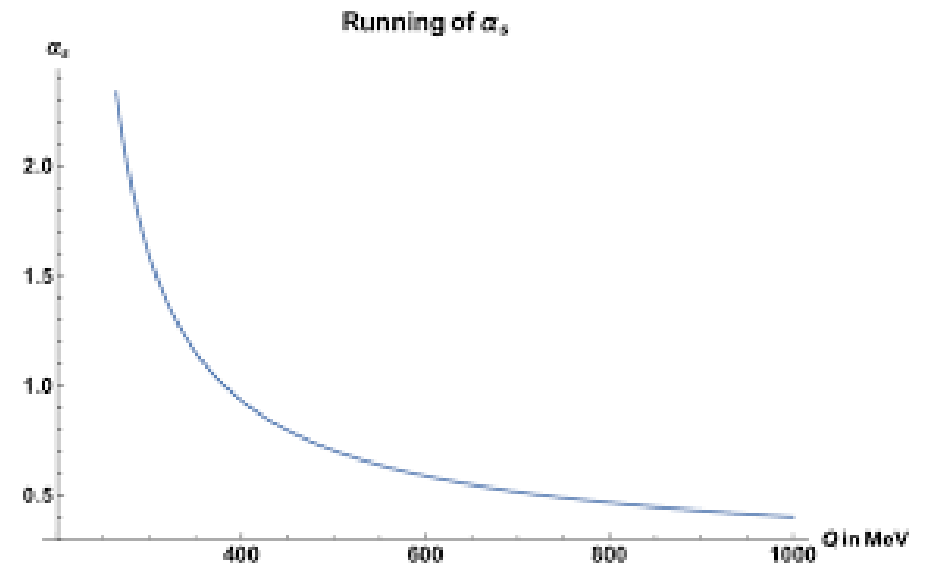
IN COLLABORATION WITH

- Jamil Ahmed
 - Rahila Manzoor
 - Jesús Alfaro
 - Laura Xiomara Gutiérrez-Guerrero
 - Khépani Raya
 - Lei Chang
 - Aftab Ahmad
-
- Special thanks to Marco Antonio Bedolla, Javier Cobos and others



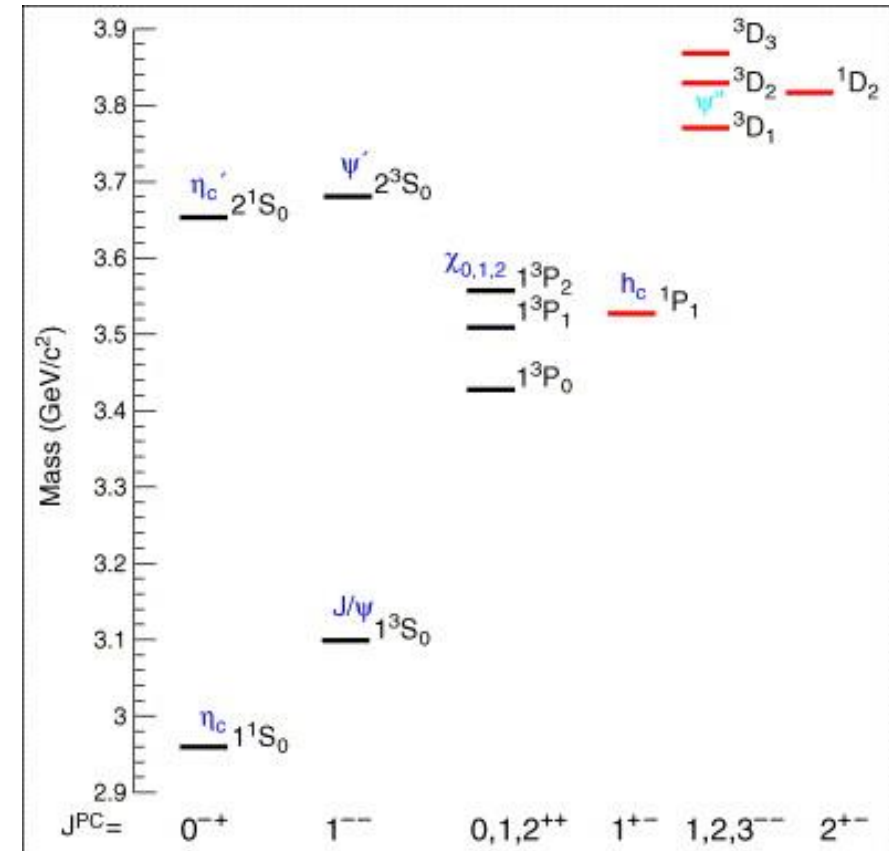
PRELIMINARIES

- QCD is the theory of quarks, gluons and their interactions
- Strong interactions attract lots of interest
- The behavior of the running coupling naturally sets up three scenarios for QCD interactions
 - Light sector: Chiral symmetry breaking and confinement
 - Heavy sector: Asymptotic freedom, non relativistic description
 - Transition region
- Simplest bound states: Mesons



PRELIMINARIES

- Experimental measurements
- Lattice simulations
- Continuum studies
 - Schwinger-Dyson equations
 - Effective models
 - Etc



PRELIMINARIES

- Schwinger-Dyson equations

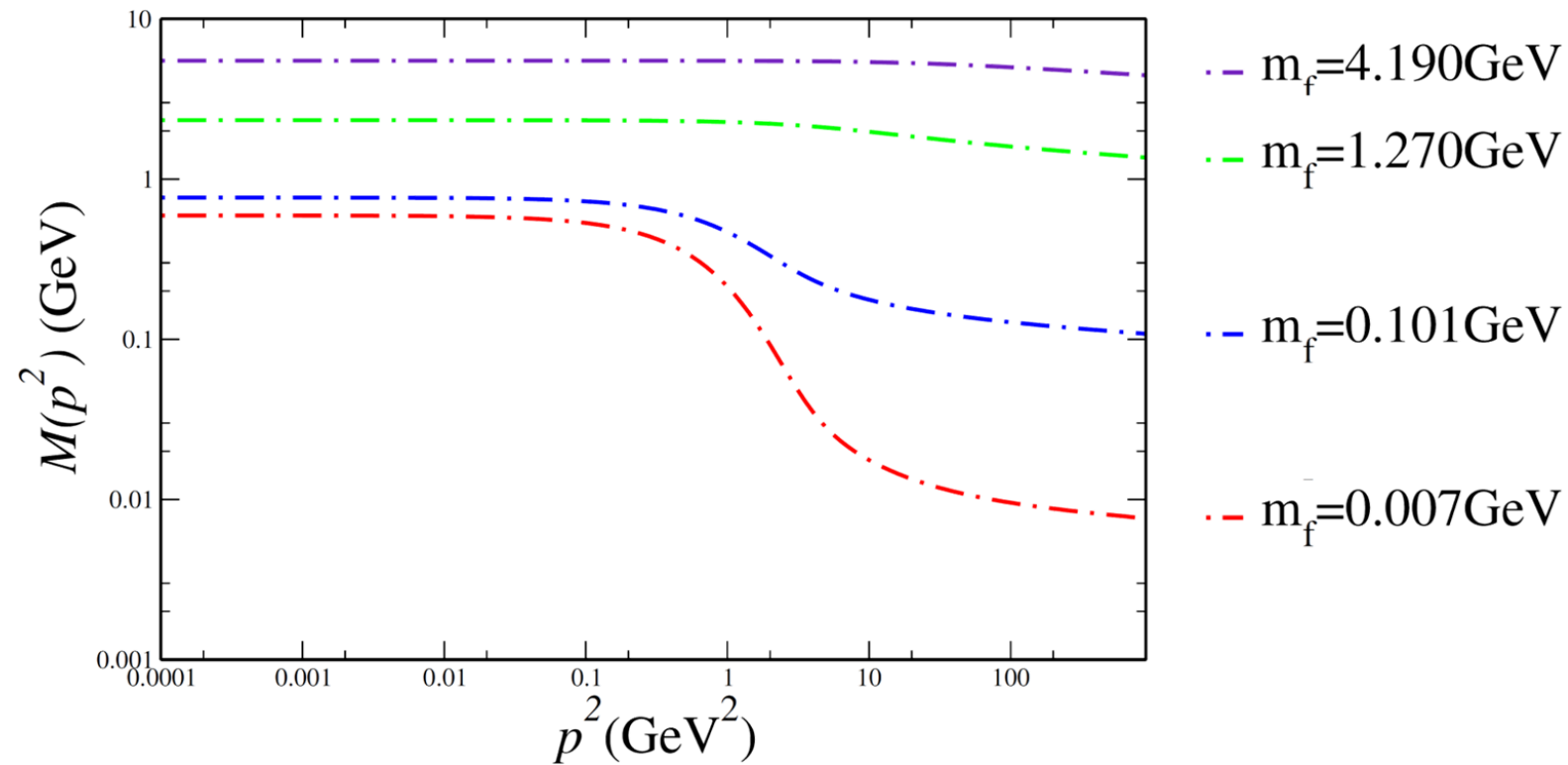
The diagram illustrates the Schwinger-Dyson equation for the fermion propagator. On the left, a fermion line with a grey circle vertex is labeled $S(p)$. This is followed by an equals sign and a minus sign. On the right, there are two terms. The first term is a fermion line with a grey circle vertex labeled $S_0(p)$, followed by a plus sign and a minus sign. The second term is a fermion line with a grey circle vertex labeled $S(q)$. Above this vertex is a loop consisting of a fermion line and a boson line (represented by a series of circles). The boson line is labeled $D_{\mu\nu}(p - q)$. The fermion line entering the loop is labeled γ_μ and the fermion line exiting the loop is labeled $\Gamma_\mu(p, q)$.

$$S(p)^{-1} = S_0(p)^{-1} + \gamma_\mu S(q) D_{\mu\nu}(p - q) \Gamma_\nu(p, q)$$




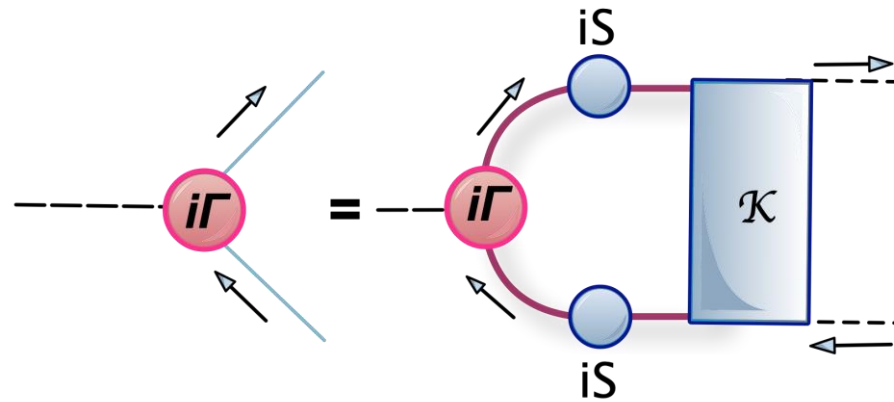
PRELIMINARIES

- Schwinger-Dyson equations



PRELIMINARIES

- Schwinger-Dyson equations


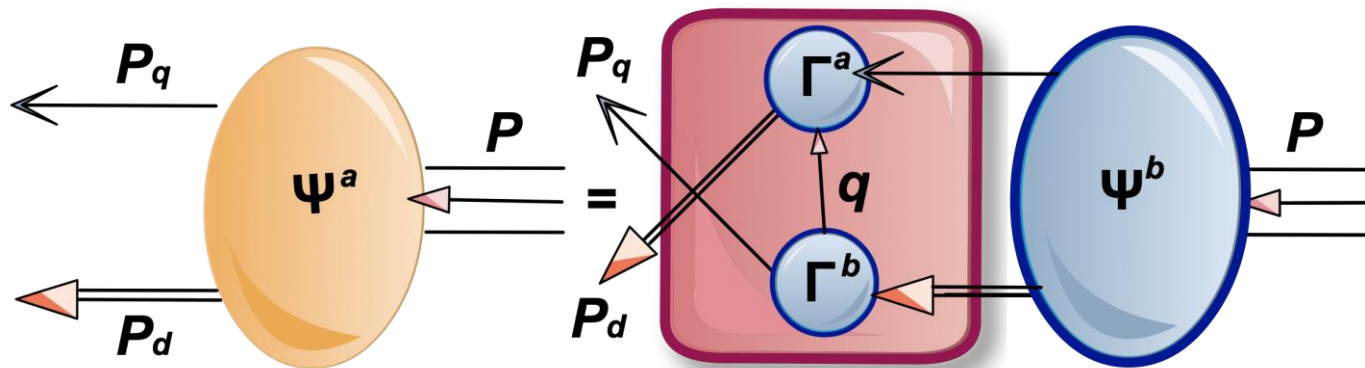


- Mesons appear as poles in the Bethe-Salpeter kernel
- Diquarks 1/2



PRELIMINARIES

- Schwinger-Dyson equations



- Barions: Quark-Diquark system with one-quark-exchange
- Tetraquarks: Diquark molecules



NON-RELATIVISTIC FRAMEWORK

- For mesons with heavy quarks, a natural starting point to study their spectra is the one body reduced Schrödinger stationary equation

$$H\varphi = E\varphi$$

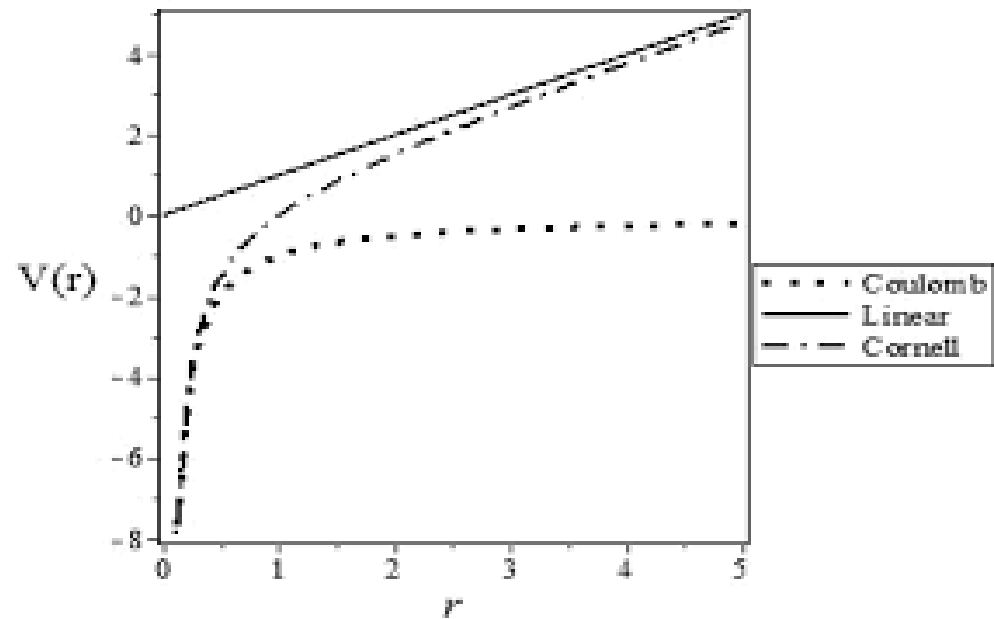
- With $H = K + V$; $K = m_{\bar{q}} + m_Q + \frac{1}{2\mu}\vec{p}^2$;

$$V = V(r) + V_S + V_T + \dots$$



NON-RELATIVISTIC FRAMEWORK

- Cornell Potential



$$V_{\text{Cornell}} = -\frac{4}{3} \frac{\alpha_s}{r} + br$$



NON-RELATIVISTIC FRAMEWORK

- $V_s = \frac{32\pi\alpha_s}{9m_{\bar{Q}}m_Q} \delta_\sigma(r) S_Q \cdot S_{\bar{Q}}$

$$\delta_\sigma(r) = \left(\frac{\sigma}{\sqrt{\pi}} \right)^3 e^{-\sigma^2 r^2}, \quad S_Q \cdot S_{\bar{Q}} = \frac{s(s+1)}{2} - \frac{3}{4},$$



CHARMONIUM

- Schrödinger equation

$$\left(m_1 + m_2 - \frac{1}{2\mu} \frac{d^2}{dr^2} + \frac{\ell(\ell+1)}{2\mu r^2} + V(r) \right) \psi(r) = M\psi(r)$$

$$-\frac{1}{2\mu} A_{N,N} B_{N,N}^{-1} \psi_i + \left[V_N(r) + \frac{l(l+1)}{2\mu r^2} \right] \psi_i = \Delta \psi_i ;$$

$$V_N(r) = \text{diag}(\dots, V_{i-1}, V_i, V_{i+1}, \dots) \quad A_{N,N} = \frac{I_{-1} - 2I_0 + I_1}{d^2}, \quad B_{N,N} = \frac{I_{-1} + 10I_0 + I_1}{12}$$



CHARMONIUM

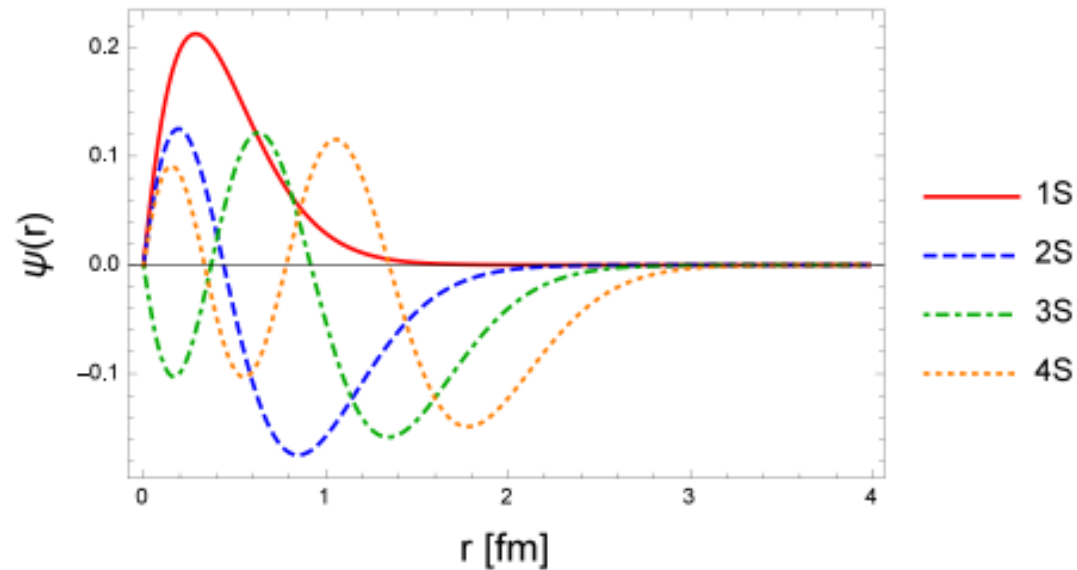


Table 1: Mass spectra in GeV for $c\bar{c}$ mesons in S - and P -states.

State	Name	Exp. value	V_1	V_2
1^3S_1	J/ψ	3.09687 ± 0.0004	3.05027	3.07834
1^1S_0	$\eta_c(1S)$	2.9792 ± 0.0013	3.05027	2.94518
2^3S_1	$\psi'(2s)$	3.68609 ± 0.0004	3.65176	3.66535
2^1S_0	$\eta'_c(2S)$	3.637 ± 0.004	3.65176	3.60943
3^3S_1	$\psi(3S)$	4.039 ± 0.001	4.06608	4.07606
3^1S_0	$\eta_c(3S)$	–	4.06608	4.03636
4^3S_1	$\psi(4S)$	4.421 ± 0.004	4.41315	4.42131
4^1S_0	$\eta_c(4S)$	–	4.41315	4.38935
1^3P_2	$\chi_2(1P)$	3.55620 ± 0.00009	3.50078	3.52544
1^3P_1	$\chi_1(1P)$	3.51066 ± 0.00007	3.50078	3.52544
1^3P_0	$\chi_0(1P)$	3.41475 ± 0.00031	3.50078	3.52544
1^1P_1	$h_c(1P)$	3.52541 ± 0.00016	3.50078	3.51837



CHARMONIUM

$$r_{\text{rms}}^2 = \int_0^{\infty} dr r^2 |\psi(r)|^2$$

$$\beta = \sqrt{2(n-1) + l + \frac{3}{2} \frac{1}{r_{\text{rms}}}} \equiv \frac{\delta}{r_{\text{rms}}}$$

Table 2: r_{rms} and β for $c\bar{c}$ mesons in S - and P -states.

State	Name	r_{rms} [fm]		β	
		V_1	V_2	V_1	V_2
1^3S_1	J/ψ	0.417	0.432	0.5874	0.5666
1^1S_0	$\eta_c(1S)$	0.417	0.369	0.5874	0.6642
2^3S_1	$\psi'(2S)$	0.87	0.88	0.4248	0.4249
2^1S_0	$\eta'_c(2S)$	0.87	0.84	0.4299	0.4456
3^3S_1	$\psi(3S)$	1.238	1.246	0.3787	0.3763
3^1S_0	$\eta_c(3S)$	1.238	1.216	0.3787	0.3858
4^3S_1	$\psi(4S)$	1.559	1.565	0.3513	0.3499
4^1S_0	$\eta_c(4S)$	1.559	1.54	0.3513	0.3555
1^3P_2	$\chi_2(1P)$	0.6912	0.7025	0.3544	0.3487
1^3P_1	$\chi_1(1P)$	0.6912	0.7025	0.3544	0.3487
1^3P_0	$\chi_0(1P)$	0.6912	0.7025	0.3544	0.3487
1^1P_1	$h_c(1P)$	0.6912	0.6928	0.3544	0.3535



CHARMONIUM

- Variational & Uncertainty Principles

$$\Delta p_x \Delta x \geq \frac{1}{2}$$

$$p_x \equiv \tilde{\beta} = 1/(2\bar{x})$$

$$\begin{aligned} H &= \frac{p_x^2}{2m} + \frac{p_y^2}{2m} + \frac{p_z^2}{2m} + V(\sqrt{x^2 + y^2 + z^2}) \\ &= \frac{1}{8m^2\bar{x}^2} + \frac{1}{8m^2\bar{y}^2} + \frac{1}{8m^2\bar{z}^2} + V(\sqrt{\bar{x}^2 + \bar{y}^2 + \bar{z}^2}) \end{aligned}$$

$$\frac{\partial H}{\partial \bar{x}} = -\frac{1}{4m\bar{x}^3} + V_{\bar{x}}(\sqrt{\bar{x}^2 + \bar{y}^2 + \bar{z}^2}) \equiv 0$$

$$\bar{x} = \bar{y} = \bar{z} = x_{\min}^*$$


$$\Delta = 2m_c + \frac{1}{2\mu}\beta^2 + \frac{l(l+1)}{2\mu r_{\text{rms}}^2} + V_{1,2}(r_{\text{rms}})$$

Table 3: Mass spectra for $c\bar{c}$ -mesons in S - and P -states from the variational constraint (17).

$c\bar{c}$ state	Name	Δ [GeV]		Error [%]	
		V_1	V_2	V_1	V_2
1^3S_1	J/ψ	3.10915	3.11616	1.93	1.24
1^1S_0	$\eta_c(1S)$	3.10915	3.09165	1.93	4.99
2^3S_1	$\psi'(2S)$	3.51506	3.52171	3.74	3.91
2^1S_0	$\eta'_c(2S)$	3.51506	3.49553	3.74	3.15
3^3S_1	$\psi(3S)$	3.81042	3.81574	6.29	6.38
3^1S_0	$\eta_c(3S)$	3.81042	3.79502	6.29	5.98
4^3S_1	$\psi(4S)$	4.06008	4.06453	8.0	8.07
4^1S_0	$\eta_c(4S)$	4.06008	4.04732	8.0	7.79
1^3P_2	$\chi_2(1P)$	3.41341	3.48758	4.02	1.93
1^3P_1	$\chi_1(1P)$	3.41341	3.48758	2.77	0.66
1^3P_0	$\chi_0(1P)$	3.41341	3.48758	0.04	2.13
1^1P_1	$h_c(1P)$	3.41341	3.48469	3.18	1.16



SONG-LIN POTENTIAL

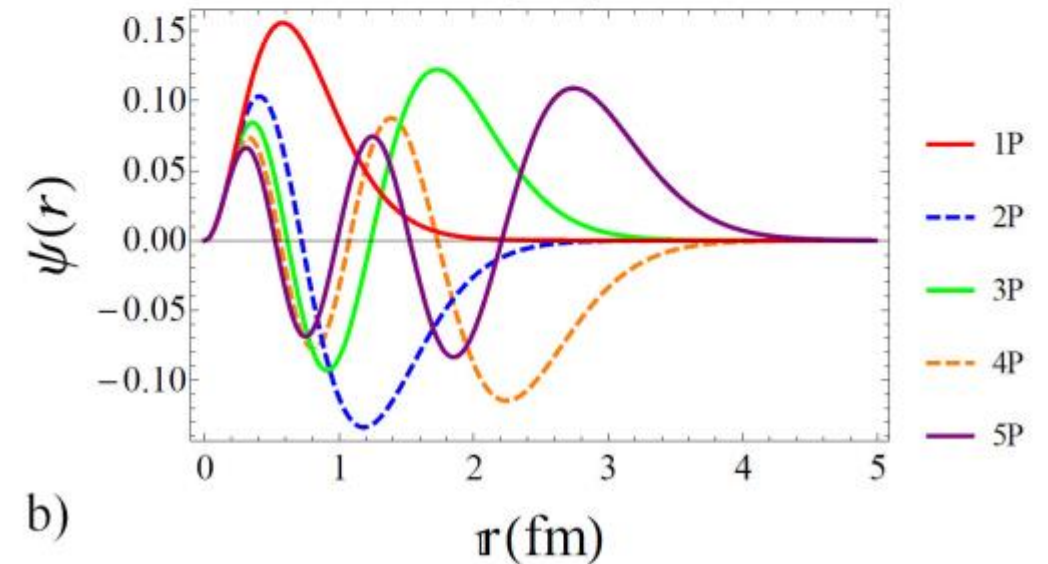
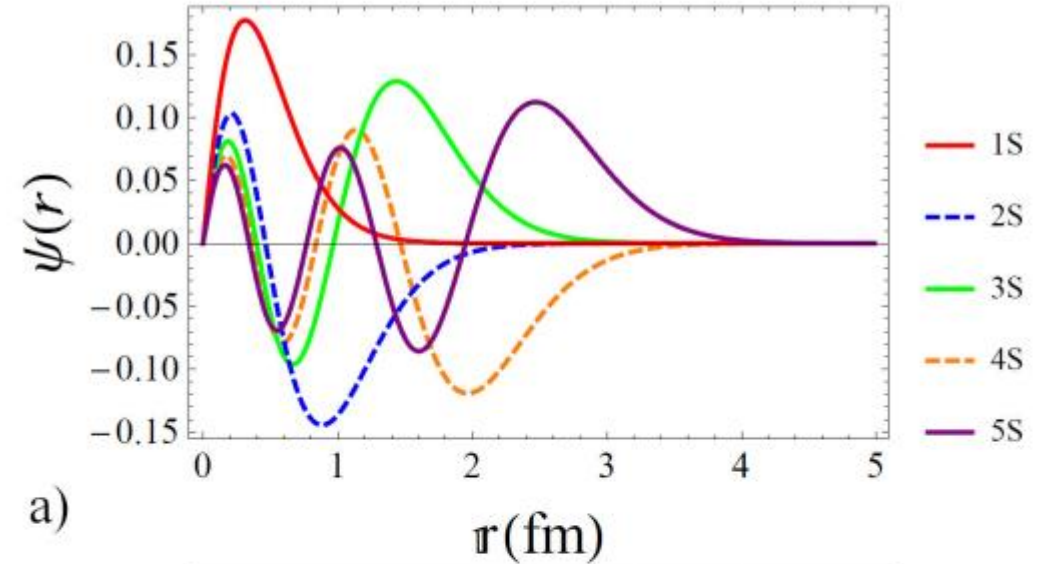
$$V(r) = -\frac{b}{\sqrt{r}} + a\sqrt{r},$$


Leptonic widths


Flux tube

$$a = 0.7011 \text{ GeV}^{\frac{3}{2}}, \quad b = 0.8912 \text{ GeV}^{\frac{1}{2}}$$

$$m_c = 1.2 \text{ GeV}, \quad m_b = 4.668 \text{ GeV}$$



SONG-LIN POTENTIAL

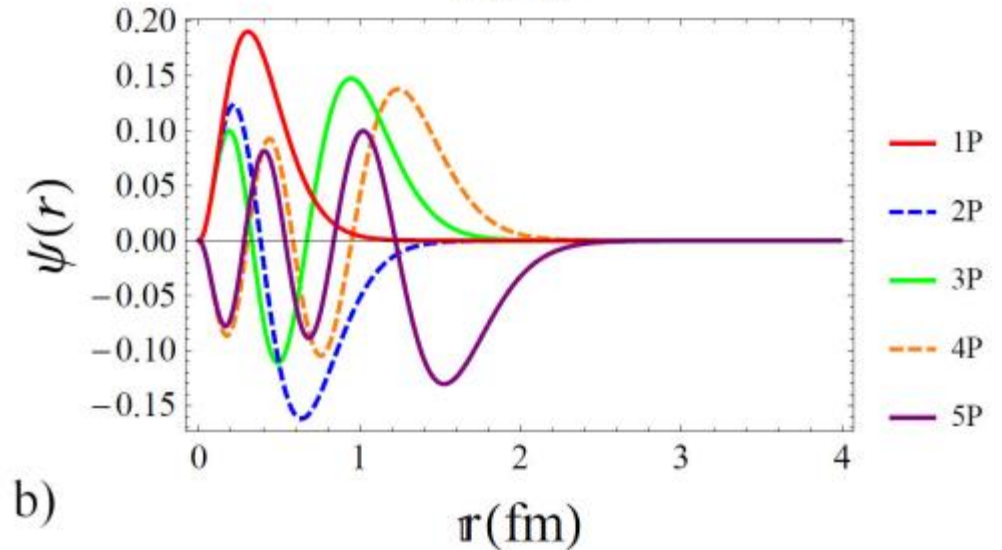
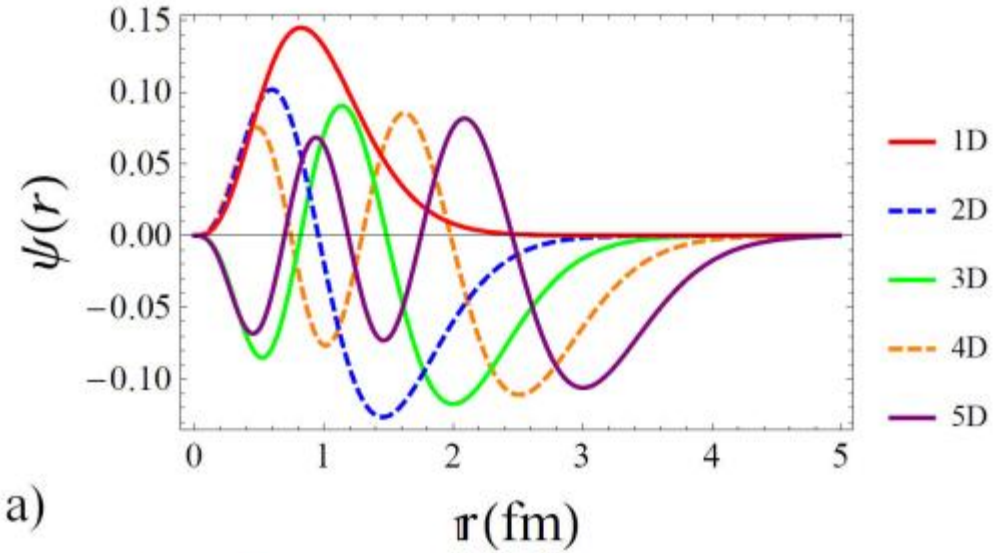
$$V(r) = -\frac{b}{\sqrt{r}} + a\sqrt{r},$$


Leptonic widths

Flux tube

$$a = 0.7011 \text{ GeV}^{\frac{3}{2}}, \quad b = 0.8912 \text{ GeV}^{\frac{1}{2}}$$

$$m_c = 1.2 \text{ GeV}, \quad m_b = 4.668 \text{ GeV}$$



SONG-LIN POTENTIAL

TABLE I. Masses [GeV] for $c\bar{c}$ spin-averaged S , P and D States. We calculated spin averaged masses using $(\sum_J(2J+1)\Delta_J/\sum_J(2J+1))$ from Ref. [62] for Cornell potential model in Refs. [27,49] for purpose of comparison with our predicted 5P and 4D spin averaged states. In the last column, N stands for “from Numerov Method”, E for “from Experimental mass of the meson” and VP is for “from our variational principle” (Sec. 4).

nL	Exp. Masses [33]	$m_c = 1.8$ GeV [22]	$m_c = 1.8$ GeV [26]	$m_c = 1.2$ GeV [Our work]	Our QIE [MeV] N/E/VP
1S	3.067	3.104	3.097	3.066	666/ 660/ 662
2S	3.649	3.703	3.673	3.764	1364/ 1250/ 1211
3S	4.040	4.090	4.017	4.208	1808/ 1640/ 1624
4S	4.415	4.375	4.276	4.545	2145/ 2015/ 1937
5S	—	4.692	4.487	4.824	2424/ —/ 2194
1P	3.525	3.572	3.524	3.566	1166/ 1125/ 1042
2P	—	3.986	3.907	4.055	1655/ —/ 1480
3P	—	4.280	4.186	4.418	2018/ —/ 1813
4P	—	4.580	4.410	4.714	2314/ —/ 2086
5P	—	5.034 [27]	—	4.969	2569/ —/ 2320
1D	3.769	3.806	3.791	3.902	1502/ 1369/ 1388
2D	4.159	4.185	4.090	4.292	1892/ 1759/ 1713
3D	—	4.474	4.328	4.605	2205/ —/ 1991
4D	—	4.898 [49]	—	4.871	2471/ —/ 2231
5D	—	—	—	5.107	2707 —/ 2444



SONG-LIN POTENTIAL

TABLE II. Masses [Gev] for $b\bar{b}$ spin-averaged S -, P -, D States. We calculated spin averaged masses using $(\sum_J(2J+1)\Delta_J/\sum_J(2J+1))$ from Ref. [62] for Cornell potential model in Ref. [48] for purpose of comparison with our predicted 5P, 4D and 5D spin averaged states. In the last column, N stands for “from Numerov Method”, E for “from Experimental mass of the meson” and VP is for “from our variational principle” (Sec. 4).

nL	Exp. Masses [33]	$m_b = 5.2$ GeV [22]	$m_b = 5.2$ GeV [26]	$m_b = 4.668$ GeV [Our work]	Our QIE [MeV]	N/E/VP
1S	9.444	9.473	9.460	9.444	110/ 108/ 122	
2S	10.023	10.024	10.034	10.098	764/ 687/ 651	
3S	10.355	10.327	10.356	10.482	1148/ 1019/ 1017	
4S	10.579	10.593	10.589	10.766	1432/ 1243/ 1283	
5S	10.865	10.788	10.776	10.998	1664/ 1529/ 1498	
1P	9.900	9.912	9.902	9.930	596/ 564/ 496	
2P	10.260	10.275	10.261	10.358	1024/ 924/ 890	
3P	—	10.580	10.512	10.665	1331/ —/ 1178	
4P	—	10.703	10.711	10.911	1577/ —/ 1408	
5P	—	11.013 [48]	—	11.119	1785/ —/ 1602	
1D	10.161	10.156	10.162	10.234	900/ 825/ 810	
2D	—	10.434	10.433	10.565	1231/ —/ 1093	
3D	—	10.625	10.643	10.825	1491/ —/ 1328	
4D	—	10.934 [48]	—	11.043	1709/ —/ 1529	
5D	—	11.143 [48]	—	11.232	1898/ —/ 1703	



SONG-LIN POTENTIAL

TABLE III. Radii $r_{\text{rms}}^{c\bar{c}}$ of $c\bar{c}$ and $r_{\text{rms}}^{b\bar{b}}$ of $b\bar{b}$ states in [fm] and corresponding momentum width $\beta^{c\bar{c}}$ and $\beta^{b\bar{b}}$ in [GeV] in spin averaged S -, P - and D quarkonia states.

nL	$r_{\text{rms}}^{c\bar{c}}(SWE)/r_{\text{min}}^{c\bar{c}}(VP)/\text{Ref. [63]}$	$\beta_{SWE}^{c\bar{c}}/\beta_{VP}^{c\bar{c}}$	$r_{\text{rms}}^{b\bar{b}}(SWE)/r_{\text{min}}^{b\bar{b}}(VP)/\text{Ref. [64]}$	$\beta_{SWE}^{b\bar{b}}/\beta_{VP}^{b\bar{b}}$
1S	0.439/ 0.3533/ 0.41	0.682/ 0.693	0.225/ 0.179 / 0.233	1.335/ 1.369
2S	0.915/ 0.922/ 0.91	0.765/ 0.760	0.488/ 0.501/ 0.545	1.434/ 1.397
3S	1.352/ 1.363/ 1.38	0.813/ 0.810	0.737/ 0.755/ 0.805	1.493/ 1.457
4S	1.762/ 1.773/ 1.87	0.851/ 0.846	0.972/ 0.991/ 1.030	1.544/ 1.514
5S	2.151/ 2.161/ 2.39	0.882/ 0.879	1.200/ 1.216/ 1.232	1.588/ 1.562
1P	0.697/ 0.775/ 0.71	0.717/ 0.645	0.370/ 0.416/ 0.435	1.350/ 1.202
2P	1.155/ 1.195/ 1.19	0.779/ 0.753	0.628/ 0.658/ 0.711	1.432/ 1.368
3P	1.577/ 1.601/ 1.67	0.824/ 0.812	0.869/ 0.893/ 0.945	1.496/ 1.456
4P	1.976/ 1.992/ -	0.860/ 0.853	1.097/ 1.118/ 1.154	1.549/ 1.521
5P	2.343/ 2.367/ -	0.891/ 0.887	1.317/ 1.336/ 1.346	1.594/ 1.572
1D	0.936/ 1.097/ 0.96	0.748/ 0.638	0.507/ 0.601/ 0.593	1.379/ 1.165
2D	1.380/ 1.472/ 1.44	0.797/ 0.747	0.760/ 0.818/ -	1.448/ 1.345
3D	1.791/ 1.850/ 1.94	0.838/ 0.811	0.994/ 1.036/ -	1.508/ 1.448
4D	2.178/ 2.220/ -	0.871/ 0.856	1.218/ 1.251/ -	1.559/ 1.560
5D	2.497 /2.581/ -	0.900/ 0.891	1.434/ 1.460/ -	1.604/ 1.575



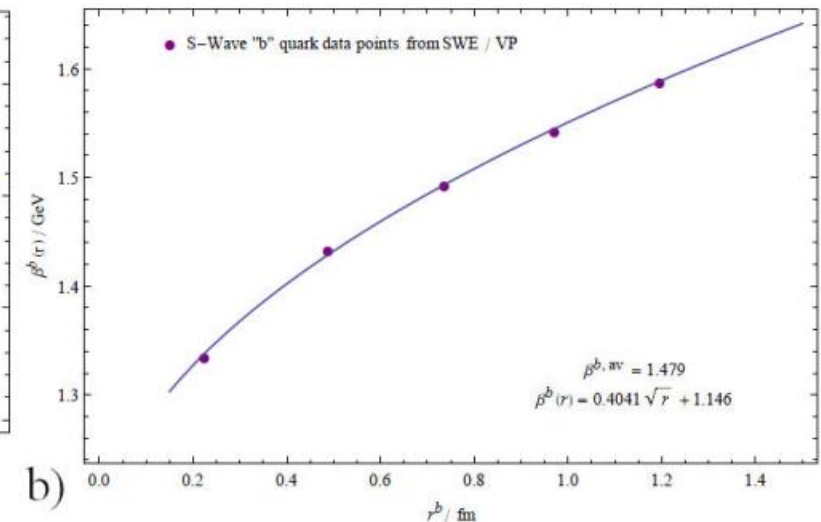
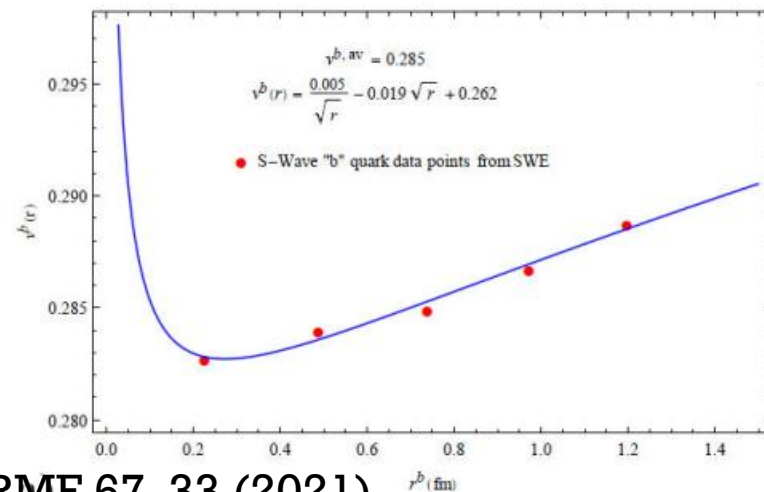
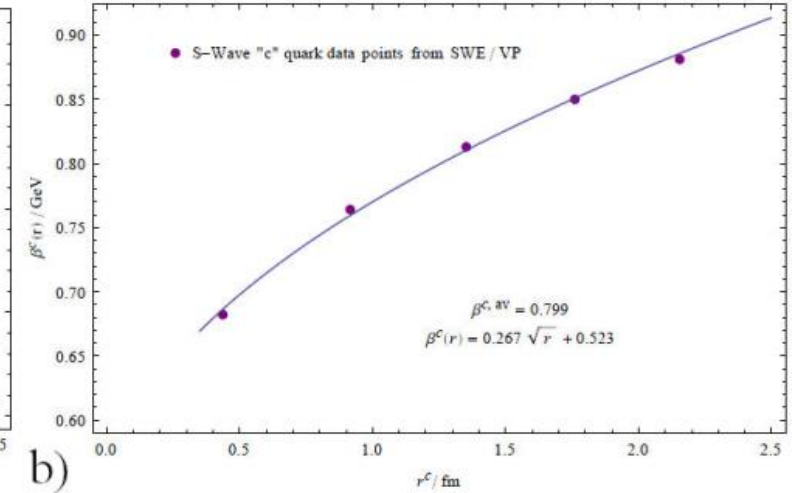
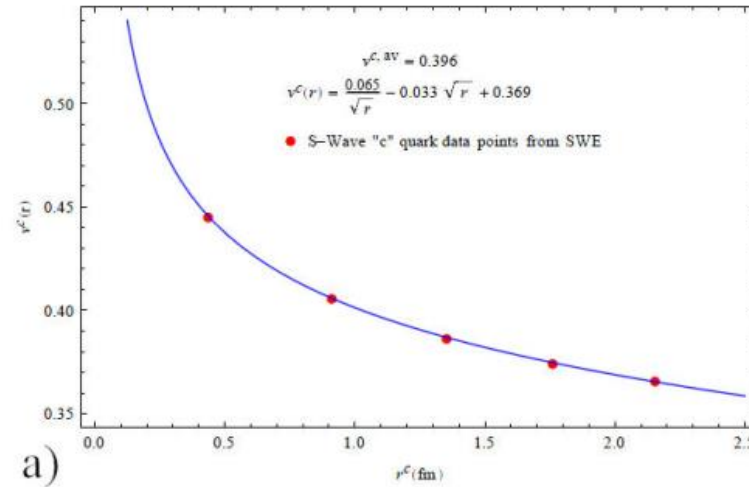
SONG-LIN POTENTIAL

- Quark velocities

$$v_S = 2 \frac{\beta}{\Delta}$$

$$v_S(r) = \frac{\sigma}{\sqrt{r}} + \varepsilon\sqrt{r} + v_S^0,$$

$$\beta(r) = \rho\sqrt{r} + \beta^0,$$



SONG-LIN POTENTIAL

$$\Gamma(nS \rightarrow e^-e^+) = \frac{|R_{ns}(0)|^2}{\Delta_{ns}^2} 4e_Q^2 \alpha^2 \left(1 - \frac{16\alpha_s}{3\pi}\right),$$

$$\Gamma(nS \rightarrow 3g) = \frac{|R_{ns}(0)|^2}{m_Q^2} \frac{10(\pi^2 - 9)}{81\pi} \alpha_s^3 \times \left(1 - \frac{4.9\alpha_s}{\pi}\right),$$

$$\Gamma(nS \rightarrow \gamma\gamma\gamma) = \frac{|R_{ns}(0)|^2}{m_Q^2} \frac{4(\pi^2 - 9)}{3\pi} e_Q^6 \alpha^3 \times \left(1 - \frac{12.6\alpha_s}{\pi}\right),$$

$$\Gamma(nS \rightarrow \gamma gg) = \frac{|R_{ns}(0)|^2}{m_Q^2} \frac{8(\pi^2 - 9)}{9\pi} \alpha \alpha_s^2 e_Q^2 \times \left(1 - \frac{6.7\alpha_s}{\pi}\right),$$

$$\Gamma(nS \rightarrow gg) = \frac{|R_{ns}(0)|^2}{m_Q^2} \frac{2\alpha_s^2}{3} \left(1 + \frac{4.8\alpha_s}{\pi}\right),$$

$$\Gamma(nS \rightarrow \gamma\gamma) = \frac{|R_{ns}(0)|^2}{m_Q^2} \frac{3e_Q^4 \alpha^2}{1} \left(1 - \frac{3.4\alpha}{\pi}\right),$$



SONG-LIN POTENTIAL

TABLE VII. Leptonic decay widths [keV] of spin averaged S -wave $c\bar{c}$ states.

State	Our $\Gamma(nS)/\Gamma^c(nS)$	Exp. [38]	[39]	[40]	$(\Gamma(nS- > e^+e^-)/\Gamma(1S- > e^+e^-))$ our/Exp. [26]
1S	5.55	5.55	5.63	3.112	1.00/1.00
2S	2.18	2.33	2.19	2.197	0.39/(0.45±0.08)
3S	1.34/0.91	0.86	1.20	1.701	0.16/(0.16±0.04)
4S	0.97/0.63	0.58	0.63	-	0.11/(0.11±0.04)
5S	0.76/0.47	-	0.24	-	0.08/-

TABLE VIII. Three-gluon decay widths [keV] of spin averaged S -wave $c\bar{c}$ states.

State	Our $\Gamma(nS)/\Gamma^c(nS)$	Exp. [38]	[41]	[42]	$(\Gamma(nS- > ggg)/\Gamma(1S- > ggg))$ our/Exp.
1S	59.45	59.55	269.06	52.8±5	1.00/1.00
2S	35.26/30.48	31.38	112.03	23±2.6	0.51/0.53
3S	27.14/23.52	-	94.57	-	0.40/-
4S	22.85/19.85	-	88.44	-	0.33/-
5S	20.12/17.38	-	85.30	-	0.29/-



SONG-LIN POTENTIAL

- Variational mass formula

$$\Delta_{VP} = (m_1 + m_2) + \frac{\delta^2 + \ell(\ell + 1)}{6\mu} \frac{1}{x_{\min}^2} - \frac{b}{\sqrt{\sqrt{3}x_{\min}}} + a\sqrt{\sqrt{3}x_{\min}}.$$

TABLE XXIII. Masses [GeV] for $c\bar{c}$ and $b\bar{b}$ spin-averaged S , P and D states from our VP compared with those from SWE and from the experiments.

nL	Exp $_{c\bar{c}}$. [33]	(Numerov) $_{c\bar{c}}$	Our VP	Exp $_{b\bar{b}}$. [33]	(Numerov) $_{b\bar{b}}$	Our VP
1S	3.067	3.066	3.062	9.444	9.444	9.458
2S	3.649	3.764	3.611	10.023	10.098	9.987
3S	4.040	4.208	4.024	10.355	10.482	10.353
4S	4.415	4.545	4.337	10.597	10.766	10.619
5S	4.487 [26]	4.824	4.595	10.865	10.998	10.834
1P	3.525	3.566	3.442	9.900	9.930	9.832
2P	3.907 [26]	4.055	3.879	10.260	10.358	10.226
3P	4.186 [26]	4.418	4.213	10.512 [57]	10.665	10.514
4P	4.409 [26]	4.714	4.486	10.711 [57]	10.911	10.744
5P	4.807	4.969	4.720	10.014	11.119	10.938
1D	3.769	3.902	3.788	10.161	10.234	10.146
2D	4.159	4.292	4.113	10.432 [57]	10.565	10.429
3D	4.328 [26]	4.605	4.391	10.643 [57]	10.825	10.664
4D	4.520	4.871	4.631	11.011	11.043	10.865
5D	4.885	5.107	4.844	11.389	11.232	11.039



SONG-LIN POTENTIAL

- Beyond spin-averaged approximation

$$\left(m_1 + m_2 - \frac{1}{2\mu} \frac{d^2}{dr^2} + \frac{\ell(\ell + 1)}{2\mu r^2} + V(r) \right) \psi(r) = M\psi(r).$$

$$V_{NR}(r) = V(r) + S(r), \quad V(r) = -\frac{a}{\sqrt{r}}, \quad S(r) = b\sqrt{r},$$

$$V(r) = V_{NR}(r) + V_{SS}(r) + V_{SL}(r) + V_{TT}(r),$$

$$V_{SS}(r) = \frac{1}{6m_1m_2} \left(\frac{s(s+1)}{2} - \frac{3}{4} \right) \frac{a}{r^{5/2}},$$

$$V_{SO}(r) = \frac{\lambda}{4m_1m_2} \left(3\frac{a}{\sqrt{r}} - b\sqrt{r} \right) \frac{1}{r^2},$$

$$V_{TT}(r) = \frac{5}{12m_1m_2} \left(s(s+1)\ell(\ell+1) - \frac{3}{2}\lambda(2\lambda+1) \right) \\ \times \frac{1}{(2\ell+3)(2\ell-1)} \frac{a}{r^{5/2}}.$$

$$a = 0.891 \text{ GeV}^{\frac{3}{2}}, \quad b = 0.701 \text{ GeV}^{\frac{1}{2}}, \\ m_c = 1.20 \text{ GeV}, \quad m_b = 4.663 \text{ GeV}.$$



SONG-LIN POTENTIAL

$M(n^{2s+1}L_j)$ denotes the mass of the state $n^{2s+1}L_j$.

Hyperfine splitting

$$\begin{aligned}\delta_{hf} = \Delta M_{n\ell} &:= M(n^1L_\ell) - \langle M(n^3L) \rangle \\ \langle M(n^3L) \rangle &:= \frac{1}{3\mathbf{L}^0} [\mathbf{L}^- M(n^3L_{\ell-1}) \\ &\quad + \mathbf{L}^0 M(n^3L_\ell) + \mathbf{L}^+ M(n^3L_{\ell+1})]\end{aligned}$$

$\langle M(n^3L) \rangle$ defines the center of gravity for the corresponding spin-triplet states;

$$\mathbf{L}^0 = 2\ell + 1$$

$$\begin{aligned}\Delta M_{n\ell} &:= M(n^1P_1) - \frac{1}{9} [(n^3P_0) \\ &\quad + 3M(n^3P_1) + 5M(n^3P_2)]\end{aligned}$$



SONG-LIN POTENTIAL

- For convenience notation

$$M({}^1L_\ell) - \delta_{hf} = \frac{1}{3\mathbf{L}^0} [\mathbf{L}^- M({}^3L_{\ell-1}) + \mathbf{L}^0 M({}^3L_\ell) + \mathbf{L}^+ M({}^3L_{\ell+1})]$$

$$(1 + \delta_\xi) M({}^3L_\ell) = M({}^1L_\ell).$$

$$M({}^3L_\ell) \left(\frac{2}{3} + \delta_\xi \right) - \delta_{hf} = \frac{\mathbf{L}^- M({}^3L_{\ell-1}) + \mathbf{L}^+ M({}^3L_{\ell+1})}{3\mathbf{L}^0}$$

$$\begin{aligned} [M({}^1L_\ell) + M({}^3L_\ell)] \left(\frac{2 + 3\delta_\xi}{6 + 3\delta_\xi} \right) - \delta_{hf} \\ = \frac{\mathbf{L}^- M({}^3L_{\ell-1}) + \mathbf{L}^+ M({}^3L_{\ell+1})}{3\mathbf{L}^0}. \end{aligned}$$

$$\mathbf{L}^0 = \mathbf{L}^\pm \mp 2.$$



SONG-LIN POTENTIAL

Table 3 Numerical results of the $c\bar{c}$ sector: singlet and center of gravity masses, hyperfine and δ_ξ splittings. Bracketed quantities correspond to the RPP results [31], without experimental uncertainties. Mass units in MeV

(ℓ, n)	$M(^1L_\ell)$	$\langle M(n^3L) \rangle$	$-\delta_{hf}$	$10^3 \delta_\xi$
(1,1)	3556.96 [3525.38]	3562.42 [3525.29]	5.46 [-0.09]	0.02 [4.19]
(1,2)	4048.82	4052.69	3.67	0.35
(1,3)	4413.28	4416.41	3.13	0.44
(2,1)	3898.99	3902.21	3.22	-1.70
(2,2)	4289.71	4292.04	2.33	-1.09
(2,3)	4603.23	4605.07	1.84	-0.77
(3,1)	4163.24	4165.1	1.86	-1.48
(3,2)	4494.14	4495.62	1.48	-1.07
(3,3)	4772.12	4773.36	1.24	-0.82



SONG-LIN POTENTIAL

Table 4 Numerical results of the $b\bar{b}$ sector: singlet and center of gravity masses, hyperfine and δ_ξ splittings. Bracketed quantities correspond to the RPP results [31], without experimental uncertainties. Mass units in MeV

(ℓ, n)	$M(^1L_\ell)$	$\langle M(n^3L) \rangle$	$-\delta_{hf}$	$10^3 \delta_\xi$
(1,1)	9918.22 [9899.30]	9921.07 [9899.87]	2.85 [0.57]	0.43 [0.66]
(1,2)	10347.3 [10259.8]	10349.1 [10260.2]	1.86 [0.44]	0.29 [0.43]
(1,3)	10655.2	10656.6	1.42	0.22
(2,1)	10224.8	10225.9	1.09	0.02
(2,2)	10555.7	10556.5	0.81	0.02
(2,3)	10816.1	10816.7	0.66	0.02
(3,1)	10454.5	10455.1	0.55	-0.04
(3,2)	10729.6	10730.1	0.44	-0.03
(3,3)	10957.7	10958.1	0.38	-0.02



SONG-LIN POTENTIAL

Table 5 Numerical results of the B_c sector: singlet and center of gravity masses, hyperfine and δ_ξ splittings. Mass units in MeV

(ℓ, n)	$M(^1L_\ell)$	$\langle M(n^3L) \rangle$	$-\delta_{hf}$	$10^3 \delta_\xi$
(1,1)	6824.09	6827.68	3.59	0.31
(1,2)	7289.03	7291.36	2.33	0.26
(1,3)	7630.62	7632.39	1.77	0.23
(2,1)	7148.70	7150.25	1.55	-0.22
(2,2)	7515.39	7516.56	1.17	-0.14
(2,3)	7808.04	7808.99	0.95	-0.10
(3,1)	7398.29	7399.10	0.81	-0.24
(3,2)	7707.30	7707.96	0.66	-0.18
(3,3)	7965.92	7966.48	0.56	-0.14



CONTACT INTERACTION POTENTIAL

- Static potential

$$V_0(\mathbf{r}) = \int \frac{d^3k}{(2\pi)^3} e^{i\mathbf{r}\cdot\mathbf{k}} \Delta_{00}(\mathbf{k})$$

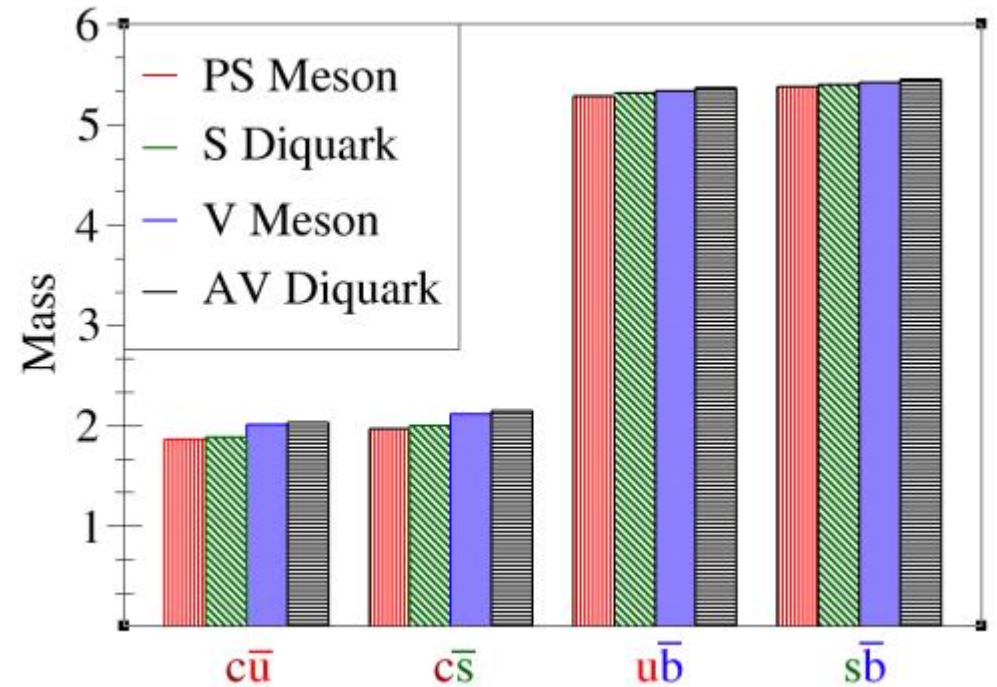
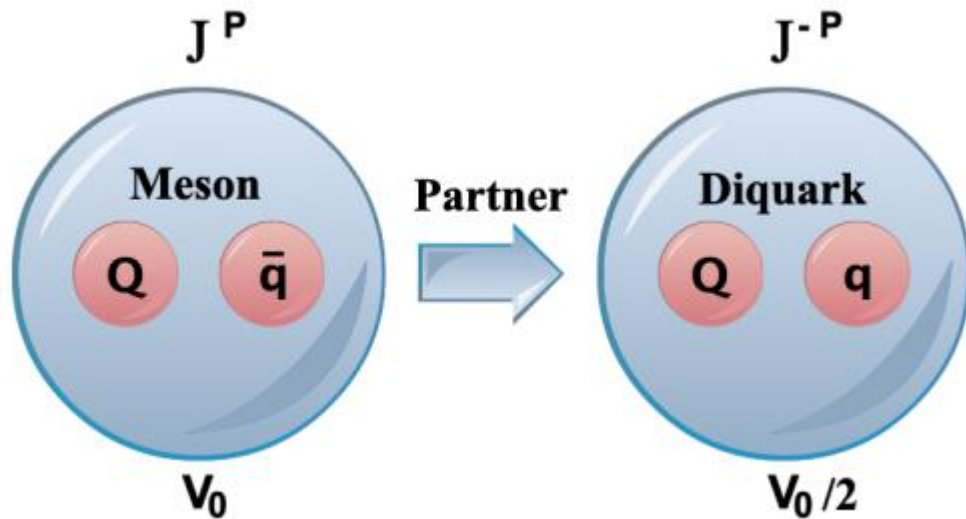
$$V_0(r) = \frac{1}{2\pi^2 m_G^2 r^3} (\lambda r \cos(\lambda r) - \Lambda r \cos(\Lambda r) + \sin(\Lambda r) - \sin(\lambda r))$$

$M_u = 0.40$	$M_s = 0.53$	$M_c = 1.48$	$M_b = 4.73$
$\Lambda = 0.905$	$m_g = 0.5$	$\lambda = 0.24$	$\alpha = 0.93\pi$



CONTACT INTERACTION POTENTIAL

- Mesons and diquarks



CONTACT INTERACTION MODEL POTENTIAL

Pseudoscalar				Scalar					
Mesons	Exp.	V_0	V_{0S}	Diquark	V_0	V_{0S}	V_F	$\langle H_{SS} \rangle$	$\langle H_{SS0} \rangle$
$D^0(c\bar{u})$	1.86	2.06	1.98	$[cu]$	2.07	2.00	1.88	-0.080	-0.19
$D_s^+(c\bar{s})$	1.97	2.14	2.08	$[cs]$	2.17	2.11	2.0	-0.056	-0.17
$B^+(u\bar{b})$	5.28	5.27	5.25	$[ub]$	5.30	5.27	5.31	-0.025	0.01
$B_s^0(s\bar{b})$	5.37	5.35	5.33	$[sb]$	5.38	5.37	5.40	-0.017	0.02
Vector				Vector-axial					
Mesons	Exp.	V_C	V_{0S}	Diquark	V_0	V_{0S}	V_F	$\langle H_{SS} \rangle$	$\langle H_{SS0} \rangle$
$D^{*0}(c\bar{u})$	2.01	2.02	2.08	$\{cu\}$	2.10	2.03		0.026	-0.045
$D_s^*(c\bar{s})$	2.11	2.57	2.16	$\{cs\}$	2.18	2.14		0.018	-0.025
$B^{*+}(u\bar{b})$	5.33	5.66	5.28	$\{ub\}$	5.30	5.36		0.008	0.06
$B_s^{*0}(s\bar{b})$	5.42	5.38	5.36	$\{sb\}$	5.39	5.45		0.005	0.07



CONTACT INTERACTION POTENTIAL

Table 2. Diquark differences with other models.

	$[cu]$	$[cs]$	$[ub]$	$[sb]$	$\{cu\}$	$\{cs\}$	$\{ub\}$	$\{sb\}$
Our	1.88	2.0	5.31	5.40	2.03	2.14	5.36	5.45
Ref. 44	2.01	2.13	5.23	5.34	2.09	2.19	5.26	5.36
Diff.	6.46%	6.10%	1.53%	1.12%	2.87%	2.28%	1.90%	1.67%
Ref. 41	2.15	2.26	5.51	5.60	2.24	2.34	5.53	5.62
Diff.	12.55%	11.50%	3.63%	3.57%	9.37%	8.55%	3.07%	3.02%



CONTACT INTERACTION POTENTIAL

Table 5. Heavy mesons masses (in GeV) for potential V_0 compared to the experimental masses from PDG. By taking $N = 100$ $r_{\max} = 10$ fm.

State	Exp. (Ref. 62)	V_0	Diquark	State	Exp. (Ref. 62)	V_F	Diquark
$1^1S_0(c\bar{c})$	2.98	2.98	3.14	$1^3S_1(c\bar{c})$	3.10	3.10	3.15
$2^1S_0(c\bar{c})$	3.64	3.45	3.65	$2^3S_1(c\bar{c})$	3.69	3.57	3.51
$3^1S_0(c\bar{c})$	—	3.98	4.20	$3^3S_1(c\bar{c})$	4.04	4.10	3.92
$4^1S_0(c\bar{c})$	—	4.55	4.89	$4^3S_1(c\bar{c})$	4.42	4.67	4.39
$1^1S_0(b\bar{b})$	9.40	9.38	9.45	$1^3S_1(b\bar{b})$	9.46	9.46	9.53
$2^1S_0(b\bar{b})$	9.99	9.60	9.62	$2^3S_1(b\bar{b})$	10.02	9.68	9.70
$3^1S_0(b\bar{b})$	—	9.85	9.81	$3^3S_1(b\bar{b})$	10.36	9.93	9.89
$4^1S_0(b\bar{b})$	—	10.13	10.03	$4^3S_1(b\bar{b})$	10.58	10.21	10.11
State	Ref. 9	V_F	Diquark	State	Ref. 9	V_F	Diquark
$1^1S_0(c\bar{b})$	6.27	6.27	6.33	$2^3S_1(c\bar{b})$	6.33	6.33	6.38
$2^1S_0(c\bar{b})$	6.87	6.62	6.60	$2^3S_1(c\bar{b})$	6.89	6.68	6.66
$3^1S_0(c\bar{b})$	7.24	7.03	6.92	$3^3S_1(c\bar{b})$	7.25	7.09	6.97
$4^1S_0(c\bar{b})$	7.54	7.48	7.25	$4^3S_1(c\bar{b})$	7.55	7.54	7.30



CONTACT INTERACTION POTENTIAL

Table 6. Results for diquark masses (in GeV). Second and fifth rows contain the difference between the masses obtained herein and those obtained in Refs. [41](#) and [44](#).

	$[cc]$	$\{cc\}$	$[bb]$	$\{bb\}$	$[cb]$	$\{cb\}$
Herein	3.14	3.15	9.45	9.53	6.33	6.38
Ref. 44	3.11	3.12	9.53	9.53	6.31	6.31
Diff.	0.96%	0.96%	0.83%	0%	0.31%	1.10%
Ref. 41	—	3.30	—	9.68	6.48	6.50
Diff.	—	4.54%	—	1.54%	2.31%	1.84%



SUMMARY

- Potential models allow simple calculations with high degree of accuracy in the predictions of mass of heavy quarks ($\sim 10\%$)
- Other physicsl observables can be obtained directly
- Variational techniques render the calculations even simpler without compromising accuracy



SUMMARY

- Cornell potential, even though the most popular choice, demands tuning of parameters for different heavy meson families
- Song-Lin potential requires a single set of parameters to describe the spectra of charmonium, bottomonium and Bc mesons
- Additional phenomenology can be straightforwardly obtained
- Contact interaction potential allows direct comparison against field theoretical predictions



UNDER CONSIDERATION

- Radii, masses and decay widths from variational considerations
- Tetraquarks and other exotic states
- Baryons
- Full comparison against SDE-BSE



GRACIAS

