

# Soft interactions in Herwig

Stefan Gieseke

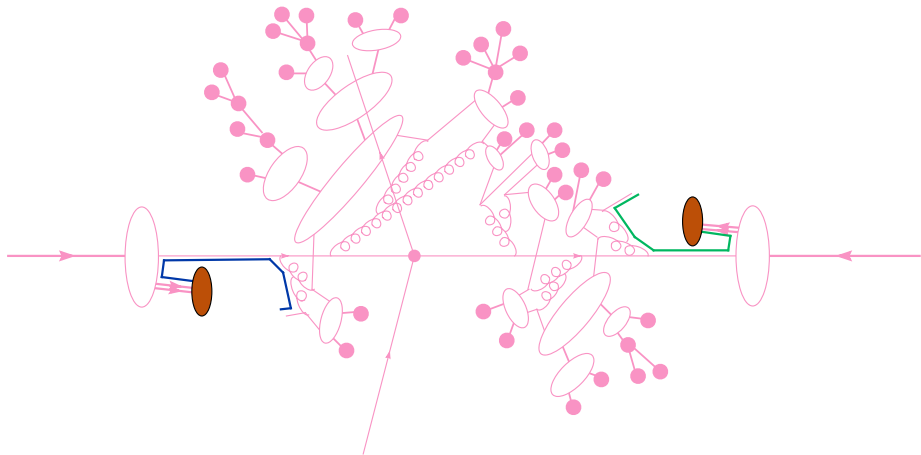
*Institut für Theoretische Physik*  
*KIT*

*work with Patrick Kirchgaesser and Frashër Loshaj*

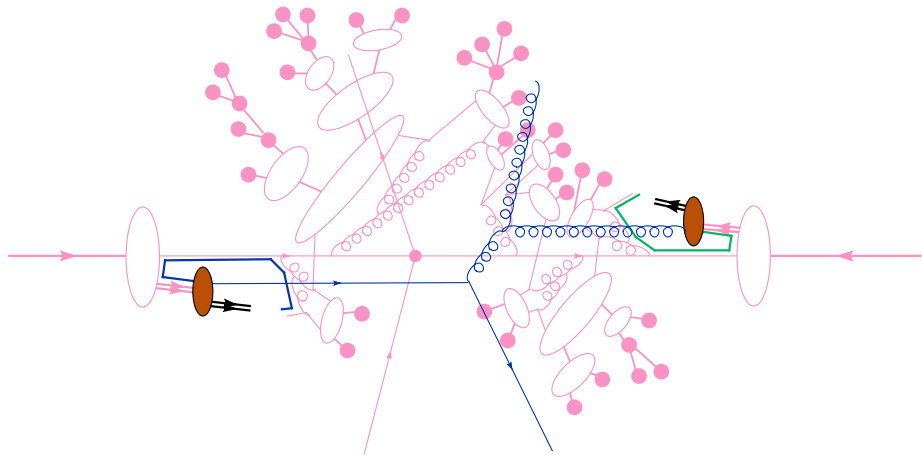
MPI@LHC16 – San Cristóbal de las Casas  
28 Nov–2 Dec 2016



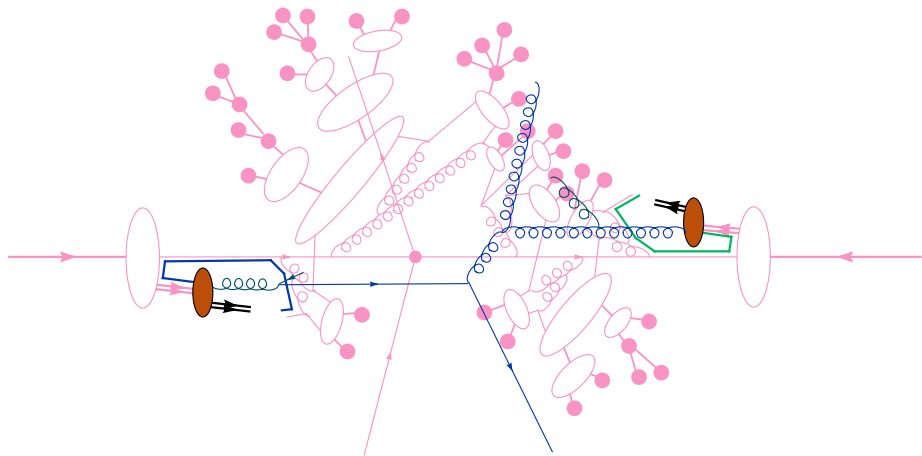
# $pp$ Event Generator



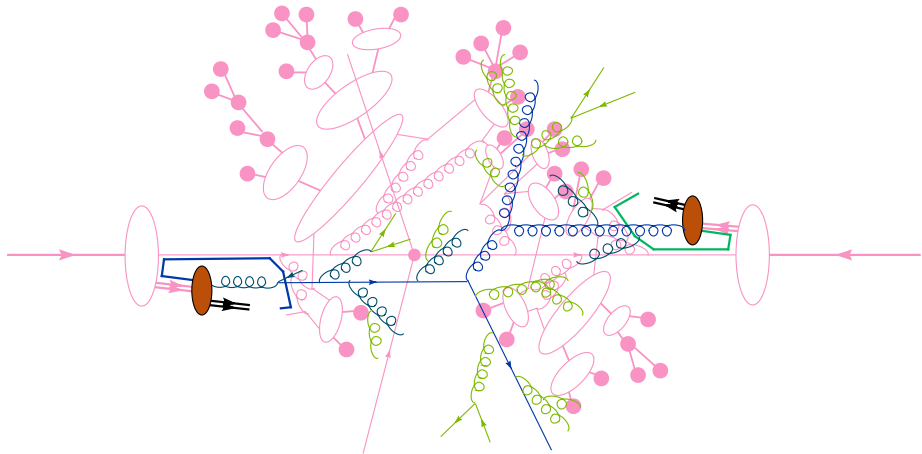
# $pp$ Event Generator



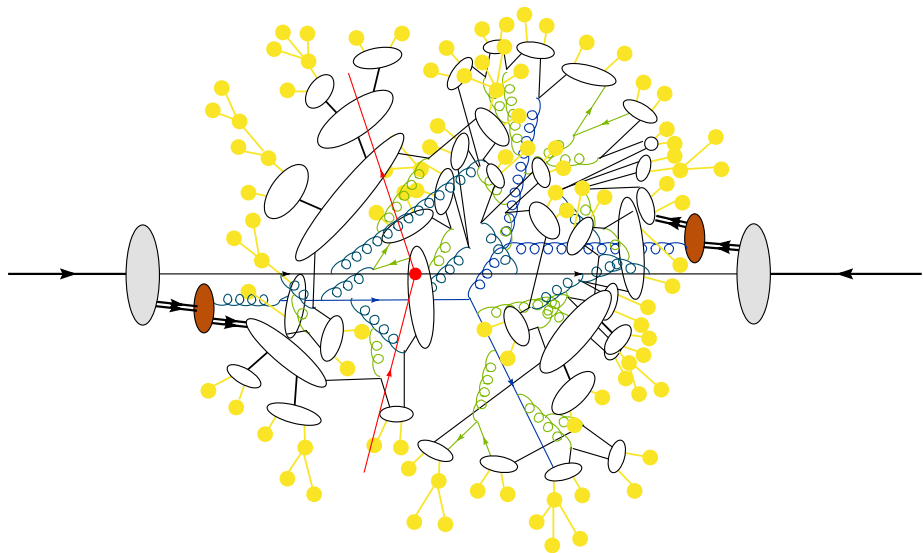
# $pp$ Event Generator



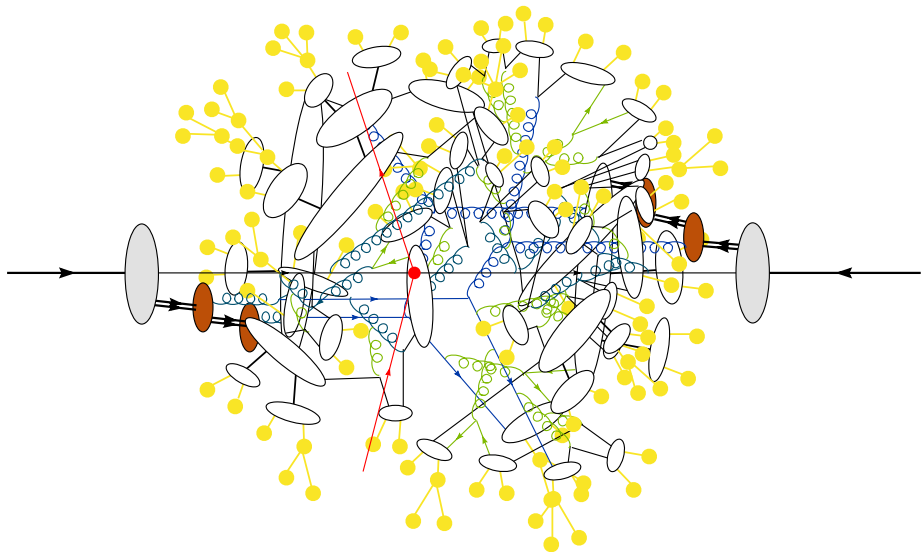
# $pp$ Event Generator



# $pp$ Event Generator



# $pp$ Event Generator



# Underlying event in Herwig++

## Semihard UE

- Default from Herwig++ 2.1. [Herwig++, 0711.3137]
- Multiple hard interactions,  $p_t \geq p_t^{\min}$ . [Bähr, SG, Seymour, JHEP 0807:076]
- pQCD  $2 \rightarrow 2$ .
- Similar to JIMMY.
- Good description of harder UE data (“plateau”).



# Underlying event in Herwig++

## Soft UE

- Default from Herwig++ 2.3. [Herwig++, 0812.0529]
- Extension to soft interactions  $p_t < p_t^{\min}$ .
- Theoretical work with simplest possible extension. [Bähr, Butterworth, Seymour, JHEP 0901:065]
- “Hot Spot” model. [Bähr, Butterworth, SG, Seymour, 0905.4671]

# Hot Spot model

Fix the two parameters  $\mu_{\text{soft}}$  and  $\sigma_{\text{soft}}^{\text{inc}}$  in

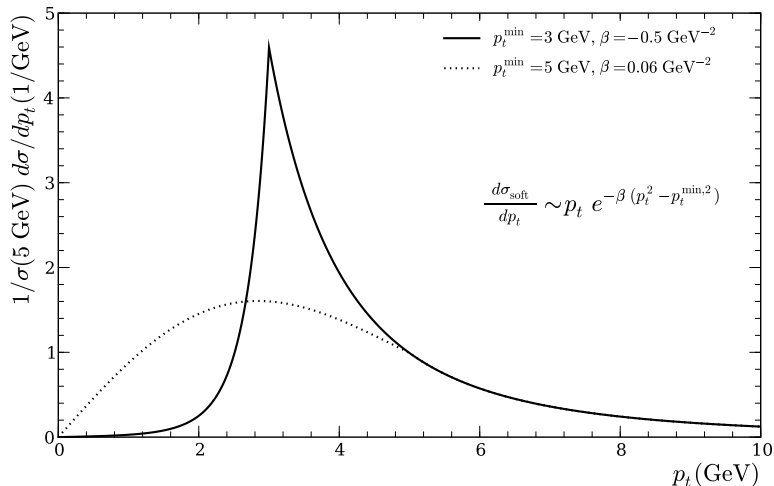
$$\chi_{\text{tot}}(\vec{b}, s) = \frac{1}{2} \left( A(\vec{b}; \mu) \sigma_{\text{hard}}^{\text{inc}}(s; p_t^{\text{min}}) + A(\vec{b}; \mu_{\text{soft}}) \sigma_{\text{soft}}^{\text{inc}} \right)$$

from two constraints. Require simultaneous description of  $\sigma_{\text{tot}}$  and  $b_{\text{el}}$  (measured/well predicted),

$$\begin{aligned} \sigma_{\text{tot}}(s) &\stackrel{!}{=} 2 \int d^2\vec{b} \left( 1 - e^{-\chi_{\text{tot}}(\vec{b}, s)} \right), \\ b_{\text{el}}(s) &\stackrel{!}{=} \int d^2\vec{b} \frac{b^2}{\sigma_{\text{tot}}} \left( 1 - e^{-\chi_{\text{tot}}(\vec{b}, s)} \right). \end{aligned}$$

# Extending into the soft region

Continuation of the differential cross section into the soft region  $p_t < p_t^{\min}$  (here:  $p_t$  integral kept fixed)



# Implementation of soft scattering

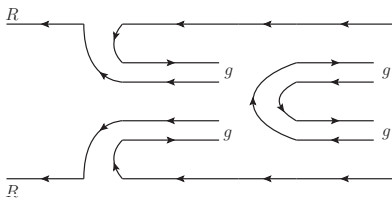
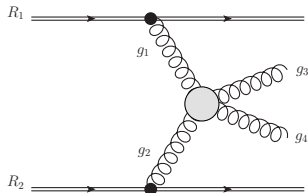
Soft gluon production with soft  $p_t < p_t^{\min}$  spectrum.

Colour structure important. Two extreme cases possible.

Sensitivity to parameter

$$\text{colourDisrupt} = P(\text{disrupt colour lines})$$

Long colour lines appear when swapping outgoing gluons.



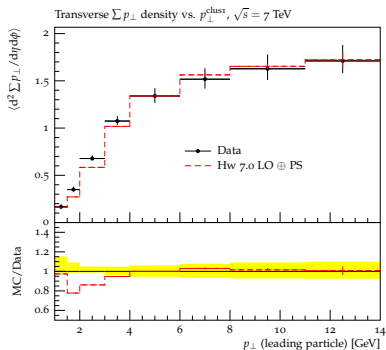
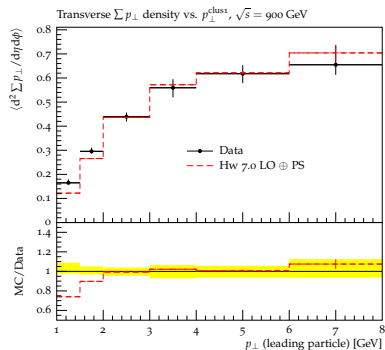
**Colour reconnections applied!**

# So far at the LHC

Soft model is extension of MPI model for Underlying Event and *harder* aspects of Min Bias events.

Herwig 7.0 at 900 GeV and 7 TeV:

[ATLAS, Eur.Phys.J. C71 (2011) 1636]



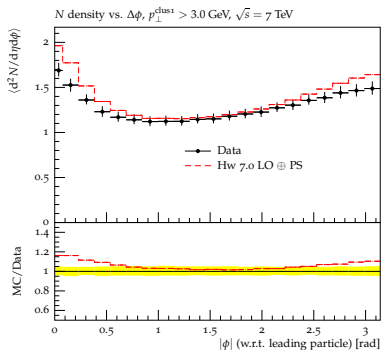
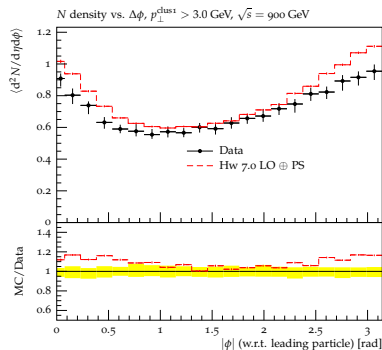
Still reasonably well for moderately soft particles.

# So far at the LHC

Soft model is extension of MPI model for Underlying Event and *harder* aspects of Min Bias events.

Herwig 7.0 at 900 GeV and 7 TeV:

[ATLAS, Eur.Phys.J. C71 (2011) 1636]

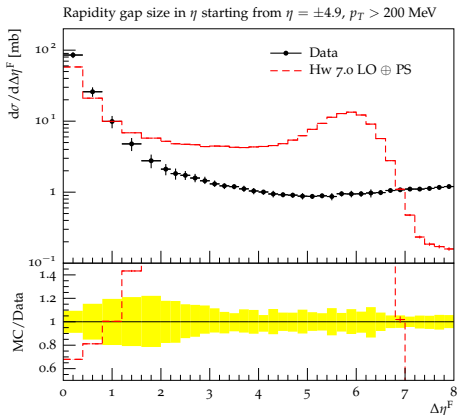


Still reasonably well for moderately soft particles.

# The bump

A clear case of abusing a model for the hard UE in forward/diffractive final states...

[ATLAS, Eur.Phys.J. C72 (2012) 1926]



Bump is artefact. No Diffraction. Poor modeling of soft interactions. Colour assignment ad hoc.

# Outline

Challenge accepted.

- Model for diffractive final states.
- Model for soft particle production.
- Results.



# Diffraction as part of minimum bias simulation

Diffractive final states directly modeled.

Not embedded in MPI approach via cuts through triple pomeron vertices. Therefore change in constraint

$$x\sigma_{\text{tot}}(s) \stackrel{!}{=} 2 \int d^2\vec{b} \left( 1 - e^{-\chi_{\text{tot}}(\vec{b},s)} \right) ,$$

where

$$x \approx 1 - \frac{\sigma_{\text{diff}}}{\sigma_{\text{tot}}} \sim 20 - 25\% .$$

In min-bias simulation: every event is either

- diffractive, directly modeled from  $pp$  initial state.
- non-diffractive, modeled in the MPI picture, parton level.

## Diffractive final states

Strictly low mass diffraction only. Allow  $M^2$  large nonetheless.  
 $M^2$  power-like,  $t$  exponential (Regge).

$$pp \rightarrow (\text{baryonic cluster}) + p .$$

Hadronic content from cluster fission/decay  $C \rightarrow hh \dots$   
Cluster may be quite light. If very light, use directly

$$pp \rightarrow \Delta + p .$$

Also double diffraction implemented.

$$pp \rightarrow (\text{cluster}) + (\text{cluster}) \quad pp \rightarrow \Delta + \Delta .$$

Technically: new MEs for diffractive processes set up.

# Model for soft particle production in Herwig

Reproduce core properties of soft particle production.

“flat in rapidity”, “narrow in  $p_t$ ”.

Main idea: “soft interaction = cut pomeron = particle ladder”.

$N_{\text{soft}}$  from MPI model = #ladders.

Clusters produced via colour connected quarks and gluons.

Adopt to soft interactions in Herwig via remnant decays.

# Multiperipheral kinematics

[Baker, Ter-Martirosyan 1976]

Average relative momentum fraction  $\langle x \rangle$ . Leads to flat rapidity distribution of emissions in a single ladder.

$$\Delta y \sim \ln \frac{1}{x} .$$

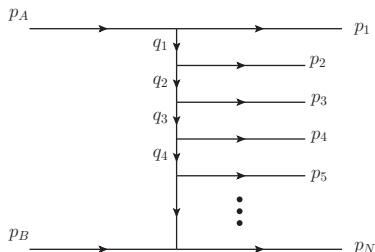
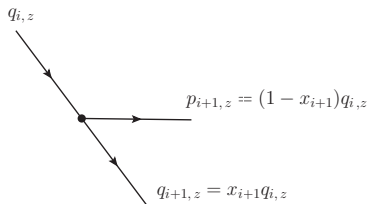
Choose some constant  $C$ , then

$$\langle x \rangle \sim 1/C .$$

$\langle N \rangle$  average number of emitted particles.

$$\langle N \rangle = \frac{1}{\ln C} \ln \frac{s}{m^2}$$

$p_{\perp}$  or  $m_{\perp}$  moderate, unordered.

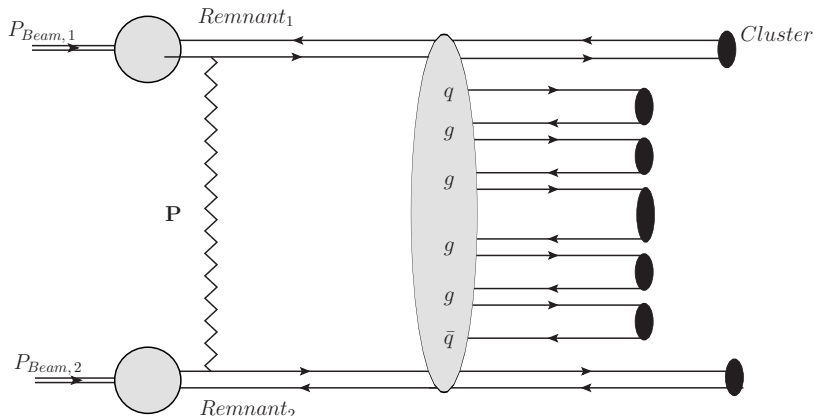


# Soft particle production model in Herwig

- #ladders =  $N_{\text{soft}}$ .
- $N$  particles from Poissonian, width  $\langle N \rangle$ .  
Model parameter  $1/\ln C \equiv n_{\text{ladder}} \rightarrow$  tuned.
- $x_i$  smeared around  $\langle x \rangle$  (calculated).
- $p_{\perp}$  from Gaussian acc to soft MPI model.
- particles are  $q, g$ , see figure.  
Symmetrically produced from both remnants.
- Colour connections between neighboured particles.

# Soft particle production model in Herwig

Single soft ladder with MinBias initiating process.



Further hard/soft MPI scatters possible.

# Parameters and tuning

Diffraction plus MPI incl new soft model.

Diffractive cross sections adjusted to data.

Tuning to Min Bias data:  $\eta, p_{\perp}$  for various  $N_{\text{ch}}, \langle p_{\perp} \rangle(N_{\text{ch}})$ .

Usual MPI parameters

$$(p_{\perp,0}^{\text{min}}, b) \rightarrow p_{\perp}^{\text{min}}(\sqrt{s}), \quad \mu^2, \quad p_{\text{reco}} \cdot$$

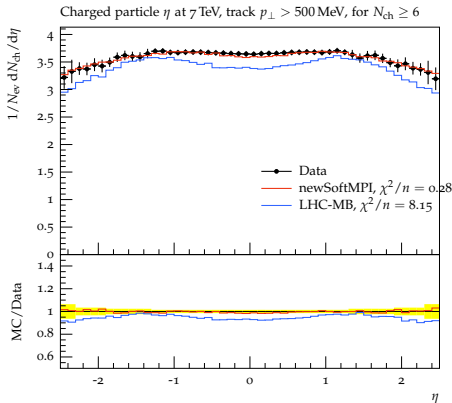
One additional parameter

$$n_{\text{ladder}} \cdot$$

# Tuned results

## ATLAS Min Bias 7 TeV.

[ATLAS, New.J.Phys. 13 (2011) 053033]



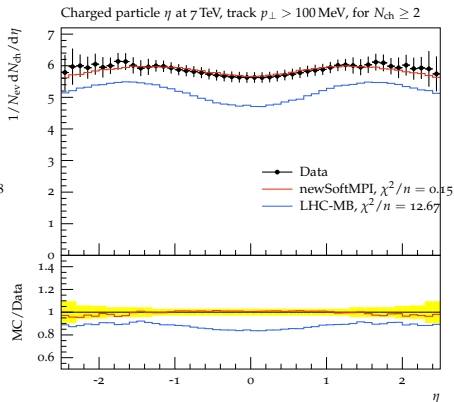
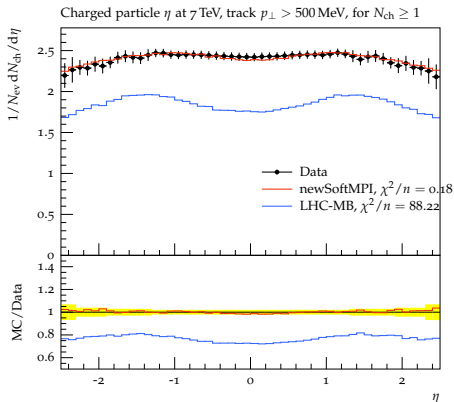
Similar to previous results, “harder part of Min Bias”.



# Tuned results

## ATLAS Min Bias 7 TeV.

[ATLAS, New.J.Phys. 13 (2011) 053033]

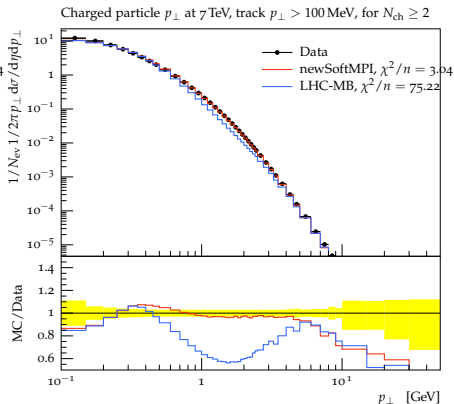
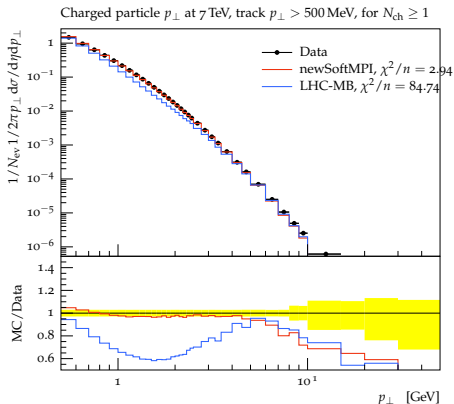


Also soft rates well described.

# Tuned results

## ATLAS Min Bias 7 TeV.

[ATLAS, New.J.Phys. 13 (2011) 053033]

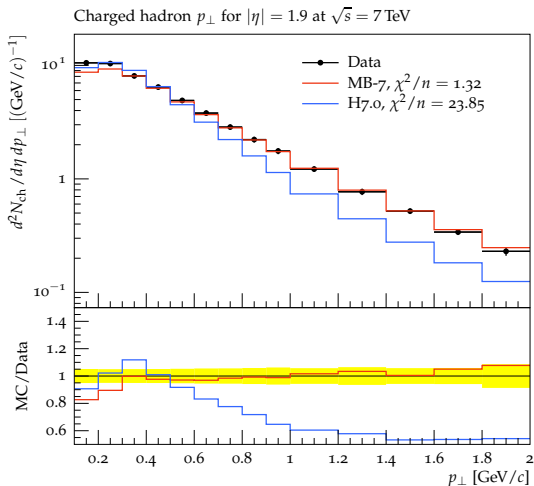


Tails? Still within  $1\sigma$ .

# More results

## CMS, NSD analysis 7 TeV

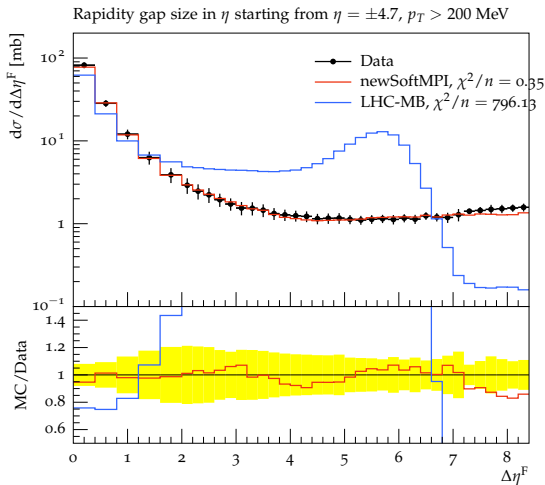
[CMS, PRL 105 (2010) 022002]



Lowest bin  $\rightarrow$  potential to be tunable.

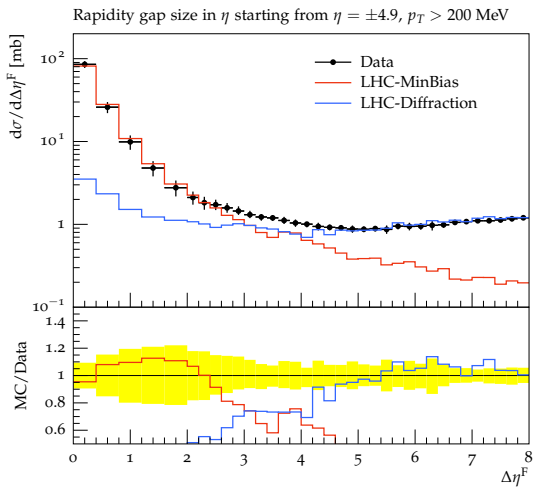
# The bump plot, $\Delta\eta_F$

[CMS, PRD 92 (2015) 012003]



# Individual contributions to $\Delta\eta_F$

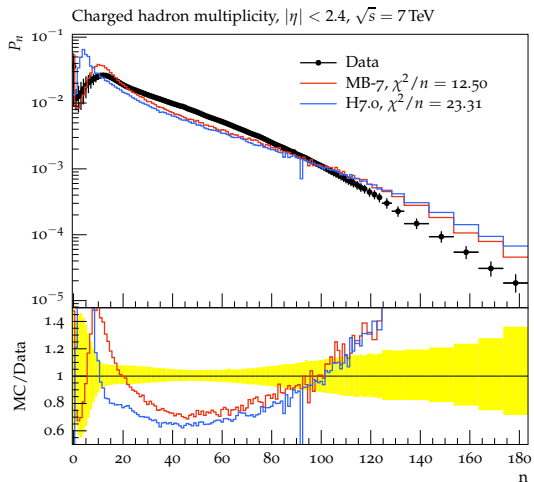
[ATLAS, Eur.Phys.J. C72 (2012) 1926]



# Charged particle multiplicity

CMS, NSD analysis 7 TeV

[CMS, PRL 105 (2010) 022002]

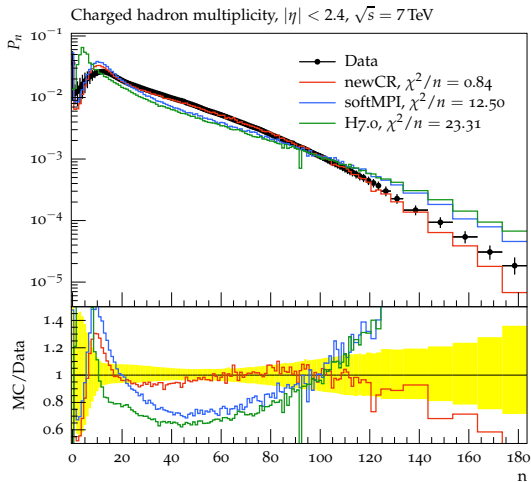


Large discrepancies, tail in particular. Low  $n \rightarrow$  “NSD”?

# Charged particle multiplicity

CMS, NSD analysis 7 TeV

[CMS, PRL 105 (2010) 022002]



CR model with Baryons (preliminary teaser).

# Conclusions

- GIGO ...
- Completely new Min Bias scattering with diffraction and soft particle production.
- Data well described.
- $N_{\text{ch}}$  distributions tricky → outlook colour reconnection.