



## Future plan for observation of cosmic gamma rays in the 100 TeV energy region with the Tibet air shower array : simulation and sensitivity

THE TIBET AS $\gamma$  COLLABORATION

*tsako@icrr.u-tokyo.ac.jp*

**Abstract:** The Tibet air shower array, which has an effective area of 37,000 square meters and is located at 4300 m in altitude, has been observing air showers induced by cosmic rays with energies above a few TeV. We have a plan to add a large muon detector array to it for the purpose of increasing its sensitivity to cosmic gamma rays in the 100 TeV energy region by discriminating them from cosmic-ray hadrons. We have deduced the attainable sensitivity of the muon detector array using our Monte Carlo simulation. We report here on the detailed procedure of our Monte Carlo simulation.

### Introduction

Supernova remnants (SNRs) are the best candidates for acceleration of hadronic cosmic rays up to the knee in the cosmic-ray energy spectrum at  $\sim 10^{15}$  eV. Consequently, gamma rays in the 100 TeV region (10 - 1000 TeV) originating in  $\pi^0$  decay following inelastic collisions between accelerated charged cosmic rays and the ambient medium are naturally expected. Since the expected flux of  $\pi^0$  decay gamma rays is low, an apparatus with a high duty-cycle and a large field of view, e.g. an air shower array, is suitable for this purpose. Air shower arrays thus far, however, have not been sensitive enough for the detection of such gamma rays. This is because their angular resolution and/or their power of discriminating gamma-ray induced air showers from hadron-induced ones were insufficient.

The Tibet air shower (AS) array has succeeded in detecting celestial TeV gamma rays [1] and is operating with effective area of 37,000 m<sup>2</sup>. At the 100 TeV energy, its angular resolution and energy resolution are estimated to be 0.2° and 40%, respectively. We are now planning to build a large water Cherenkov muon detector (MD) array in the underground of the AS array for the purpose of gamma-hadron discrimination. This future plan would be able to open the 100 TeV energy window in gamma-ray astronomy.

### Muon Detector Design

The currently proposed configuration of the MD array is shown in Figure 1. It is composed of 12 pools, each of which consists of 16 cells. Each cell is a waterproof concrete tank which is 7.2 m wide  $\times$  7.2 m long  $\times$  1.5 m deep in size. Two 20 inch-in-diameter photomultiplier tubes (PMTs, Hamamatsu R3600) are put on its ceiling, facing downwards. Its inside is painted with white epoxy resin to waterproof and to efficiently reflect water Cherenkov light, which is then collected with the PMTs. The MD array is set up 2.5 m underground (2.0 m soil + 0.5 m concrete ceiling,  $\sim 19$  radiation lengths) in order to detect the penetrating muon component of air showers, suppressing the electromagnetic one. Its total effective area amounts to 9,950 m<sup>2</sup> for muon detection with the energy threshold of approximately 1 GeV. The advantages of using the water Cherenkov type detector are high cost performance and its capability to exclude the influence of the environmental background radioactivity thanks to the Cherenkov threshold.

### Simulation

The air shower events induced by primary cosmic rays and gamma rays were generated in the energy

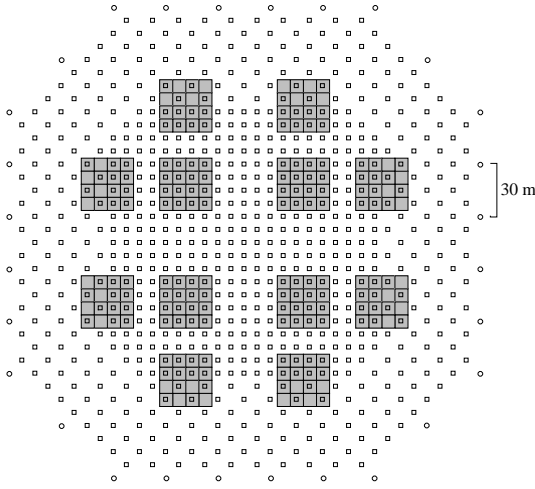


Figure 1: Schematic view of the Tibet AS+MD array. Open squares and open circles represent the surface scintillation detectors that compose the Tibet AS array. Note that the AS array drawn here is upgraded from the current version so that its effective area becomes  $50,000 \text{ m}^2$  by modifying the configuration of the scintillation detectors. Filled squares show the proposed Tibet MD array 2.5 m underground.

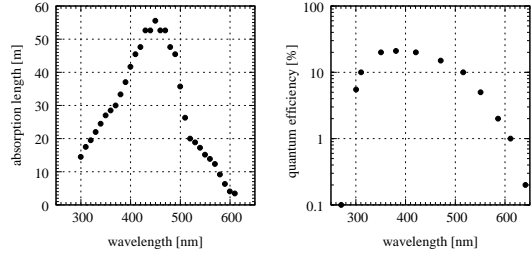


Figure 2: The light attenuation length (left) and the quantum efficiency of the PMTs (right). Both are dependent on wavelength of light.

range from 0.3 TeV to 10 PeV and within zenith angle less than  $60^\circ$  along the Crab's orbit using the Corsika Ver.6.204 code [3]. We used QGSJET01c for the hadronic interaction model and adopted a chemical composition model [4] based on direct observational data for the primary cosmic rays. We assumed a differential energy spectrum  $E^{-2.6}$  for the primary gamma rays. Air shower events were uniformly thrown within 300 m from the array center. This radius is sufficient to collect all the air shower events which actually trigger the AS array. The response of the AS array was simulated using the Epics uv8.00 code [5], which had been already established. From the simulation, we deduced the air shower direction, core position and the sum of the number of particles per  $\text{m}^2$  detected in each scintillation counter ( $\sum \rho$ ) etc. Note that in this simulation we used an upgraded version of the AS array, the effective area of which was increased from  $37,000 \text{ m}^2$  to  $50,000 \text{ m}^2$  by modifying the configuration of the current scintillation detectors. The total number of the scintillation detectors were not changed.

We selected air shower events based on several conditions, i.e. software trigger condition of any fourfold coincidence in the FT counters recording more than 1.25 particle in charge, air shower core position located in the array and the residual error of direction reconstruction less than 1.0 m.

The secondary particles of the surviving air shower events were subsequently fed into the simulation of the soil absorber, then the MD array. Their responses were simulated based on GEANT4 8.0 code [6]. We assumed that the soil was a mixture of 70%  $\text{SiO}_2$ , 20%  $\text{Al}_2\text{O}_3$  and 10%  $\text{CaO}$  with den-

sity  $2.0 \text{ g/cm}^2$  and thickness 2.0 m. For the MD array, its detailed structure made of concrete ( $2.3 \text{ g/cm}^3$ , 100%  $\text{SiO}_2$ ) was taken into account and the ceiling thickness of each cell was set to be 0.5 m. The reflectance on the inner surface of the cells was assumed to be 70% with isotropic reflection. The light attenuation length and the quantum efficiency of the 20 inch PMTs used in the simulation are shown in Figure 2. After simulating Cherenkov radiation, propagation of Cherenkov photons in water and the response of the PMTs, the number of the collected photoelectrons ( $N_{\text{PE}}$ ) was obtained for each muon detector.  $N_{\text{PE}}$  resolution for one vertical penetrating muon is estimated to be  $34 \text{ PEs}^{+180\%}_{-18\%}$  from the simulation.

## Results and discussions

Figure 3 shows the distribution of  $\sum N_{\text{PE}}$  as a function of  $\sum \rho$ .  $\sum N_{\text{PE}}$  denotes the sum of  $N_{\text{PE}}$  for muon detectors fired with  $N_{\text{PE}} > 10$ .  $\sum \rho = 1000$  corresponds to approximately 100 TeV primary gamma-ray energy.  $\sum N_{\text{PE}}$  allows for the influence of accidental muons, which impinges each muon detector at the rate of nearly 1.6 kHz. In selecting muon-poor events, we set the optimized cut condition as shown in Figure 3.

Figure 4 shows the survival efficiency of the air shower events after the cut, obtained from the simulation. Around  $\sum \rho = 1000$ , the number of hadron-induced events are suppressed down to 0.01% or less, while gamma-induced events are retained by more than 83%. Finally, Figure 5 shows the attainable integral flux sensitivity of the Tibet AS+MD array to a point-like gamma-ray source. Its  $5\sigma$  sensitivity in one calendar year will reach 7% and  $\sim 20\%$  Crab above 20 and 100 TeV respectively, and surpass the existing IACTs above 20 TeV. Furthermore, it may surpass the next generation IACTs above 40 TeV. A further discussion is conducted in [7]. The Tibet AS+MD array will contribute to a deeper understanding of the origin and the acceleration mechanism of cosmic rays in cooperation with other experiments.

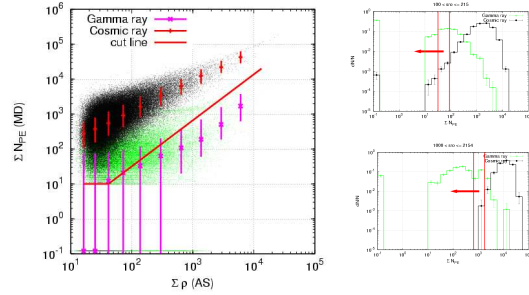


Figure 3: Left : Distribution of  $N_{\text{PE}}$  as a function of  $\sum \rho$ . Green and black dots correspond to gamma-induced and hadron-induced air shower events, respectively. Each closed circle with an error bar represents the 20%, 50%, 80% of the median distribution in each  $\sum \rho$  bin. The solid line shows the optimized cut to suppress hadron-induced events. Air showers accompanied by no PEs are plotted at  $N_{\text{PE}} = 1.2$ . Upper right :  $N_{\text{PE}}$  distribution in the 10 TeV energy band ( $100 \leq \sum \rho < 215$ ). Lower right : that in the 100 TeV energy band ( $1000 \leq \sum \rho < 2154$ ).

## Acknowledgements

The collaborative experiment of the Tibet Air Shower Arrays has been performed under the auspices of the Ministry of Science and Technology of China and the Ministry of Foreign Affairs of Japan. This work was supported in part by Grants-in-Aid for Scientific Research on Priority Areas (712) (MEXT), by the Japan Society for the Promotion of Science, by the National Natural Science Foundation of China, and by the Chinese Academy of Sciences.

## References

- [1] M. Amenomori et al., 2005, ApJ 633, 1005.
- [2] M. Amenomori et al., astro-ph/0611030.
- [3] D. Heck et al., Forschungszentrum Karlsruhe Report No. FZKA 6019, 1998.
- [4] M. Amenomori et al., 2006, Advances in Space Research 37, 1932.

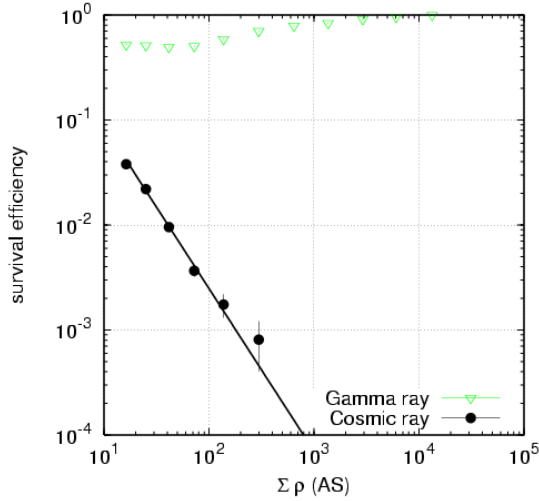


Figure 4: The survival efficiency after the cut. Green and black circles represent gamma-induced and hadron-induced events, respectively.

- [5] EPICS, [cosmos.n.kanagawa-u.ac.jp/EPICSHome/](http://cosmos.n.kanagawa-u.ac.jp/EPICSHome/)
- [6] Agostinelli S. et al., 2003, NIM A 506, 250.
- [7] M. Amenomori et al., to appear in the proceedings of 30th ICRC : a talk entitled by “Future plan for observation of cosmic gamma rays in the 100 TeV energy region with the Tibet air shower array : physics goal and overview”.

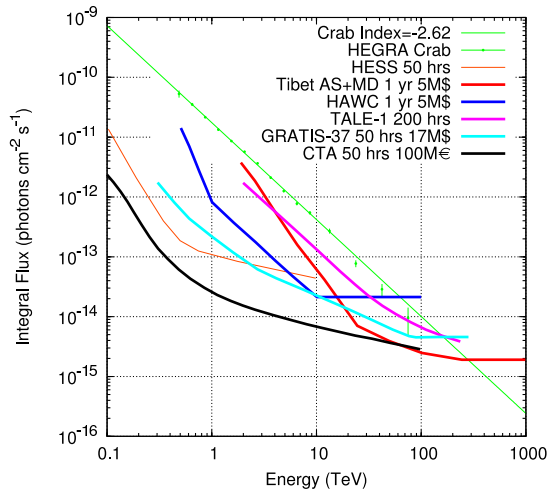


Figure 5: The attainable integral flux sensitivity of the Tibet AS+MD array to a point-like gamma-ray source, together with the sensitivity of HESS and some other future plans.